



Provisional Review of Fatalities

1 January to 31 December 2024

**Data is current as of 9am 30 January 2025
Note: All data for 2021 - 2024 are provisional and subject to change*



**VISION
ZERO**

Introduction

Definitions

- The RSA has a statutory remit to report on injury collisions that have occurred on a public road.
- A fatality is one where death occurs within 30 days of the date of the collision and is not the result of a medical cause or that of a deliberate act (e.g. suicide).
- Information in this report for the years 2021 onwards is provisional and subject to change until such a time as this data are deemed final by the Research Department.
- Note, incidents that occur in carparks and other non-public roads are excluded from the RSA official figures per convention and consistent with all EU member states. However, AGS may include these collisions as they record incidents that have occurred in public places. This means RSA and AGS collision figures may differ.



Overview



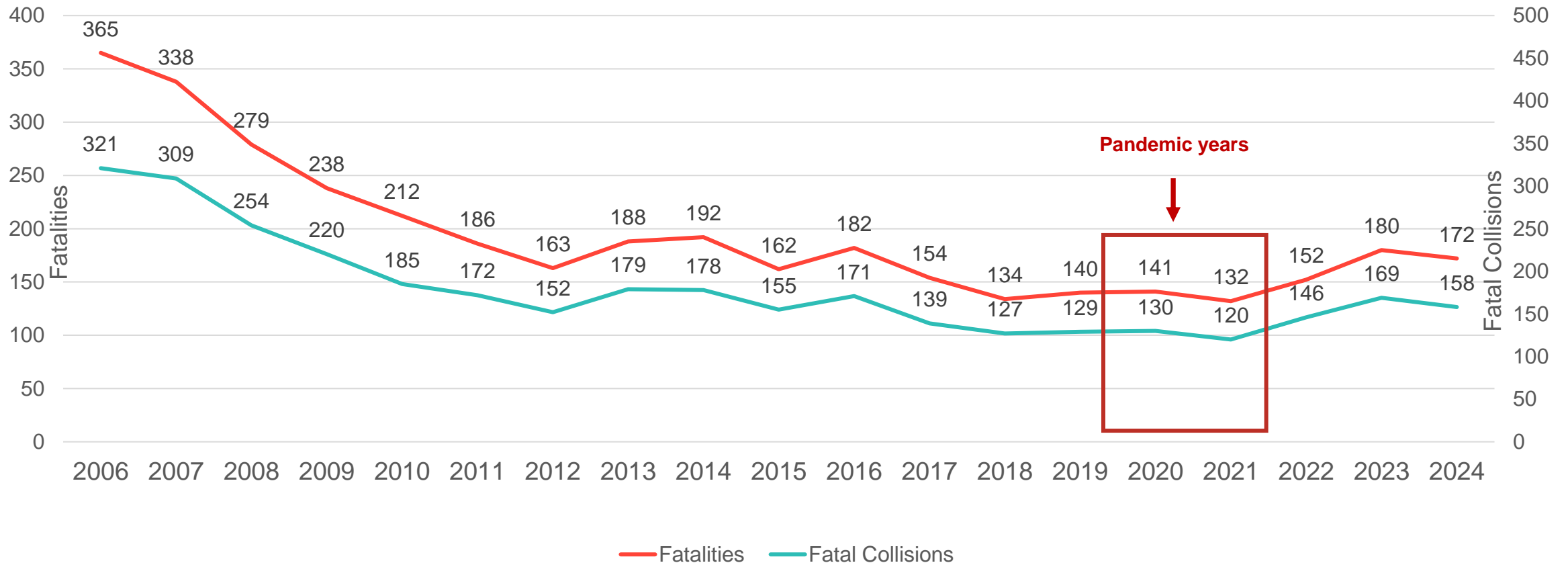
- As of 31 December 2024, An Garda Síochána have recorded **161** fatal collisions, which have resulted in **175** fatalities on Irish public roads and public places such as car parks. Three of these fatalities occurred in carparks and are not included in the figures published in this report.
- This report is based on **158** fatal collisions, which have resulted in **172** fatalities on Irish public roads over the period 1 January-31 December 2024.
- This represents **11 fewer** fatal collisions and **8 fewer** deaths (**-4%**) compared to provisional data for 2023.
- Note, incidents that occur in carparks and other non-public roads are excluded from the RSA official figures per historic trends and EU convention. However, AGS may include these collisions as they record incidents that have occurred in public places. This means RSA and AGS collision figures may differ.

Note: All data for 2023 and 2024 are provisional and subject to change.



Long-term trend

■ The monthly average for 2023 was **15 fatalities**, monthly average 2024 was **14 fatalities**.

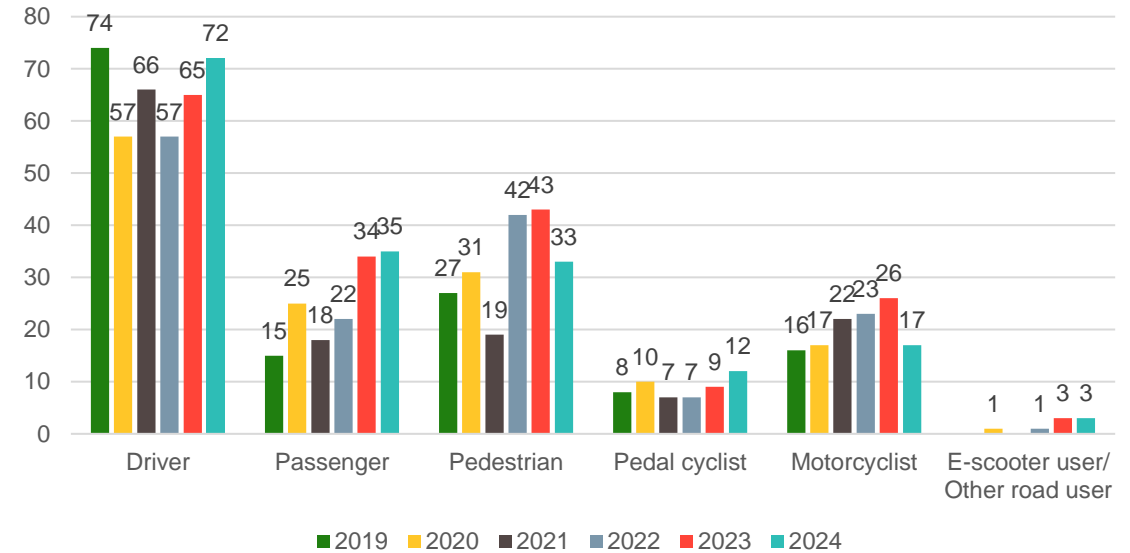


Note: All data for 2021-2024 are provisional and subject to change. Fatality figures from January-December used to calculate the monthly average.

Road User Type



- In 2024, **Driver** fatalities represent **42% of fatalities (72)**, while **passengers** represent **20% of fatalities (35)**.
- Compared to 2023, there has been an **increase** in fatalities among **drivers (+7)**, **passengers (+1)**, **pedal cyclists (+3)**.
- In contrast, there has been a **decrease** in fatalities among **pedestrians (-10)** and **motorcyclists (-9)**.
- Where known, **30%** of fatalities occurred on an **urban road*** and **70%** occurred on a **rural road***.
- Of fatalities, **74% (127)** were **male** and **26% (45)** were **female**.



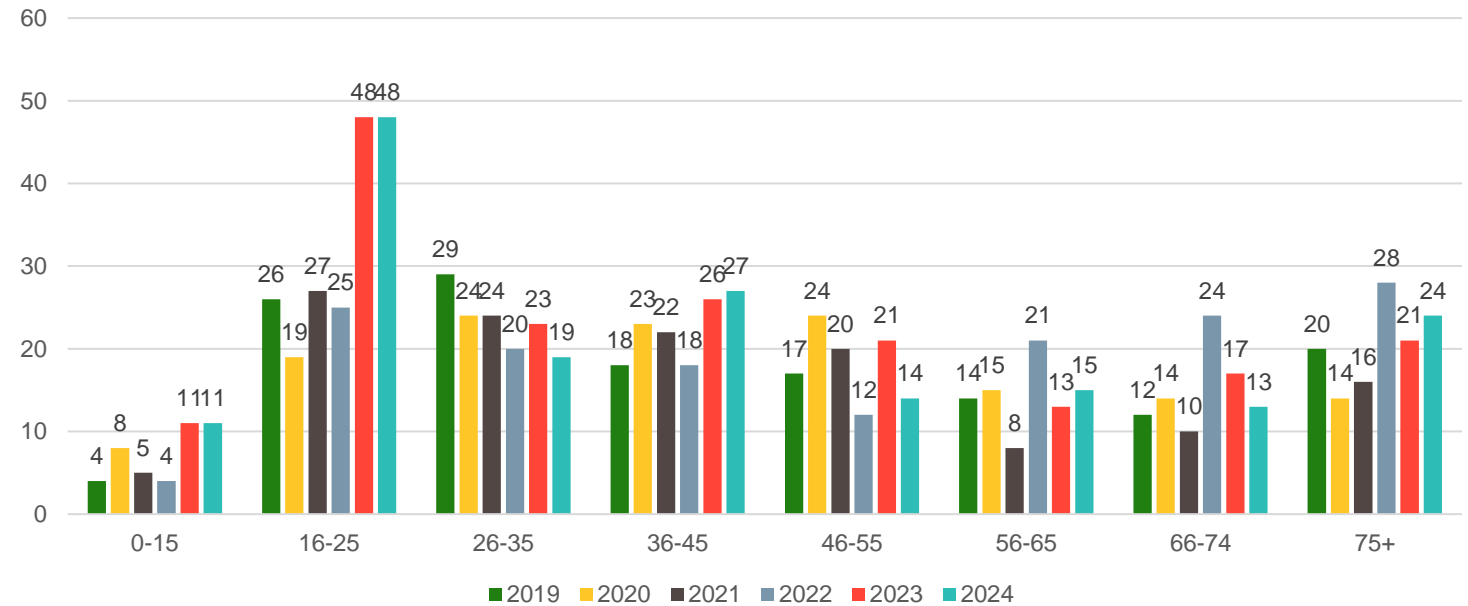
Seatbelts: Of the 103 drivers and passengers killed in seatbelt-equipped motor vehicles in 2024, 50% (51) were wearing a seatbelt at the time of the collision; 9% (9) were not wearing a seatbelt; and for the remaining 42% (43) of fatalities, it was not yet known.

Note: All data for 2021-2024 are provisional and subject to change. *An urban road has a speed limit of 60km/h or less while a rural road has a speed limit of 80km/h or greater. Speed limit currently unknown for two fatalities.



Age group

- In 2024, the highest risk age group was those aged **16-25 years (48, 28%)**.
- This trend was also seen in 2023 when 27% were aged 16-25 years.
- Compared to 2023, there was an **increase in fatalities aged 36-45 (+1), aged 56-65 (+2) and those aged 75+ (+3)**.

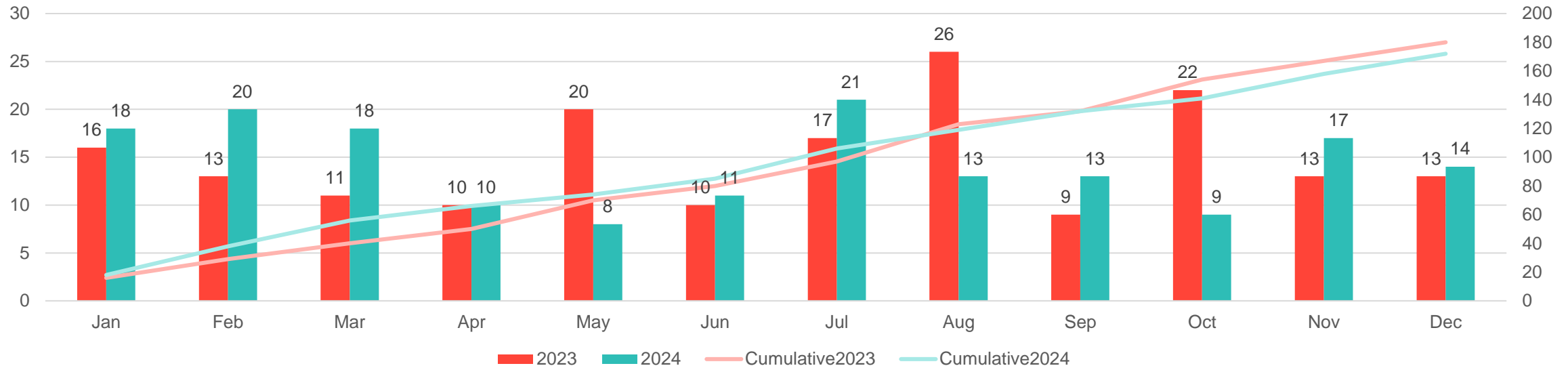


- Of the **11 road users aged 0-15 years**: 8 were passengers, 2 were e-scooter users and 1 was a pedestrian
- Of the **48 road users aged 16-25 years**: 24 were drivers, 11 were passengers, 5 were motorcyclists, 4 were pedestrians, 3 were cyclists, and 1 was an e-scooter user.

Note: All data for for 2021-2024 are provisional and subject to change. Age currently unknown for one 2024 fatality.



Month of Year

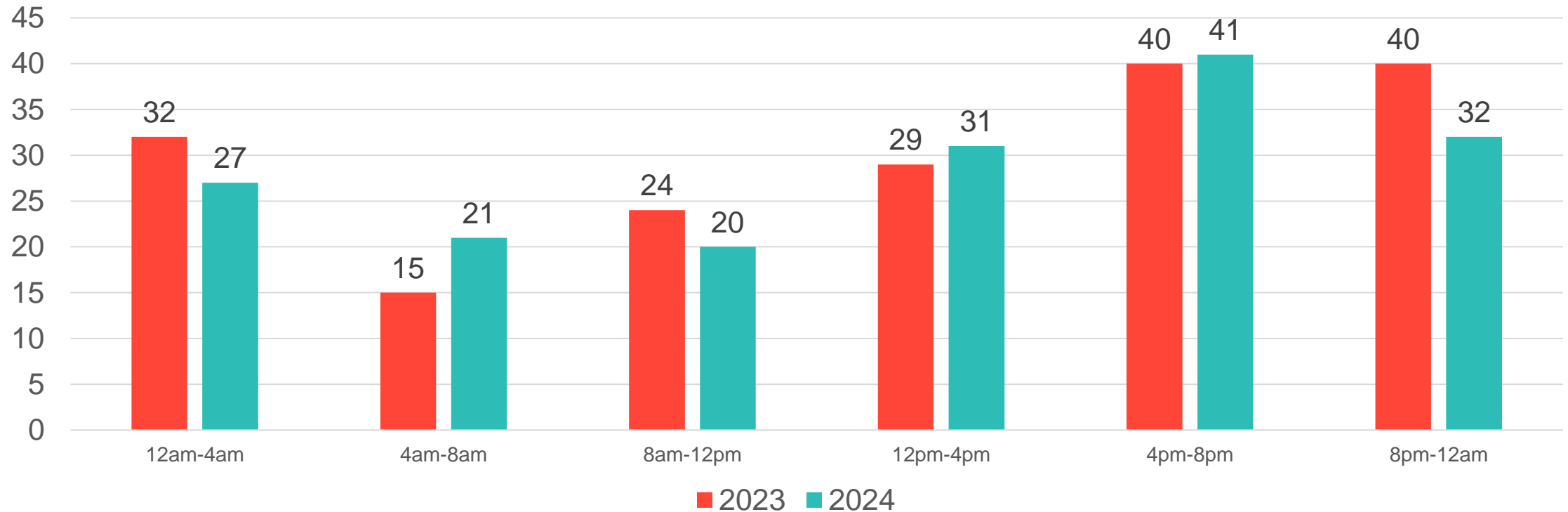


- **May (8)** and **October (9)** saw the lowest number of fatalities in 2024.
- **February (20)**, and **July (21)**, saw the highest number of fatalities.
- The average number of deaths per month in 2024 was **14 deaths per month**, compared to 15 deaths per month in 2023.

Note: All data for 2023 and 2024 are provisional and subject to change.



Time of day

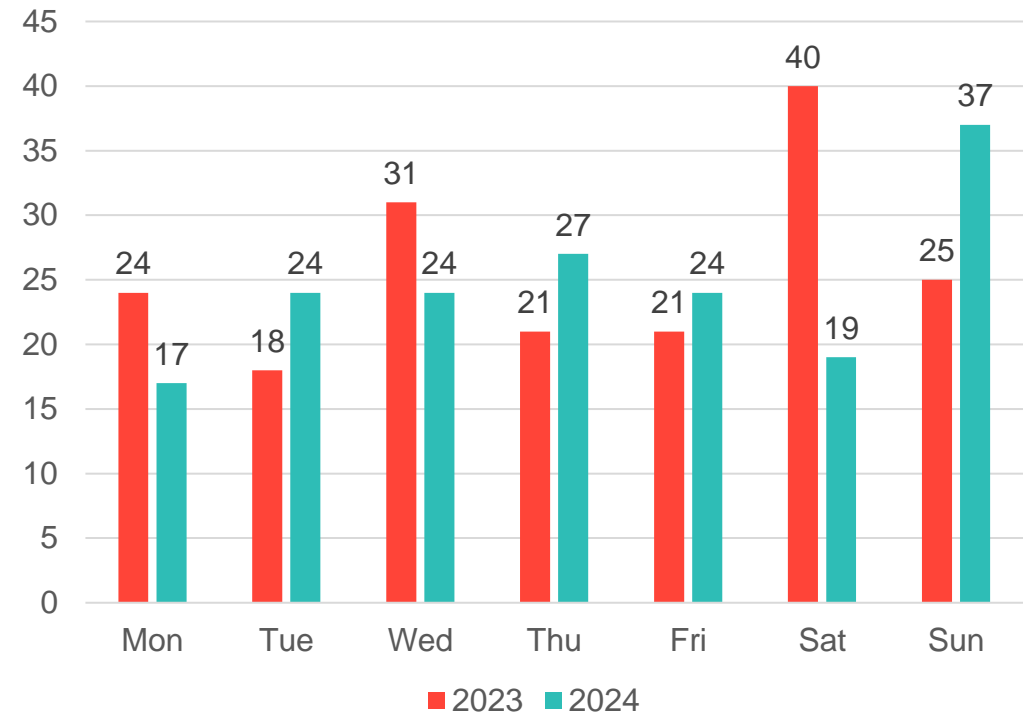


Almost a quarter (**41, 24%**) of all fatalities in 2024 occurred between **4pm and 8pm**, and a further third (**34%**) occurred late at night and early into the morning (**8pm-4am**).

Note: All data for 2023 and 2024 are provisional and subject to change.

Day of week

- Almost half (**80, 47%**) of fatalities occurred over **the weekend** (Friday-Sunday).
- Of those 80 fatalities which occurred over the **weekend** (Friday-Sunday), **23% (18)** occurred between **12am and 4am**, **36% (29)** occurred between **4pm and 12am**.
- Highest number of fatalities occurred on a **Sunday (37, 22%)**, of which **12 (32%)** occurred between 12am and 4am.



Note: All data for 2023 and 2024 are provisional and subject to change.



VISION ZERO



172 road deaths

Down 8 on last year

Up to 31 December 2024









Please note: all figures are provisional and subject to change. Figures as of 30 January 2025.



Summary of fatalities 2024

1 January – 31 December 2024

-  In 2024, there have been 172 fatalities.
-  Average of 14 fatalities a month.
-  Increasing number of fatalities among drivers, passengers and cyclists.
-  Over a third of fatalities were aged 25 years or less.
-  Almost a quarter of fatalities occurred between 4pm and 8pm.
-  Almost half of fatalities occurred between Friday and Sunday
-  7 in 10 fatalities on rural roads, with a speed limit of 80km/h or greater

Note: All data for 2021-2024 are provisional and subject to change. Fatality figures from January-December used to calculate monthly average.





RSA

Provisional Review of Fatalities

1 January to 31 December 2024



VISION
ZERO