

Provisional Review of Fatal Collisions

January to 31 December 2020

**Data is current as of 5pm on 31 December 2020
Note: All data for 2019 and 2020 are provisional and subject to change*

Overview



- As of 31 December 2020, there have been **138** fatal collisions, which have resulted in **149** fatalities on Irish roads.
- This represents **nine more** fatal collisions and **nine more** deaths **(+6%)** compared to provisional Garda data for 2019.
- However, there has been a **25% reduction** in the number of injury collisions (serious and minor combined) that occurred on Irish roads, down from 5,527 to 4,120, over the period Jan – 17th December 2020 V 2019.



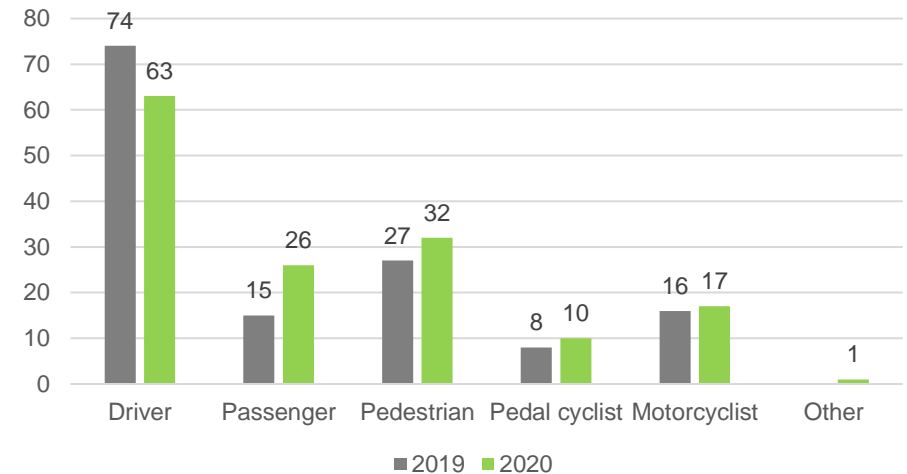
Note: All data for 2019 and 2020 are provisional and subject to change.



Road User Type



- **Driver** and **passenger** fatalities represent 6 in 10 fatalities (**60%**) in 2020.
- There has been an increase in the number of **passenger (+11)**, **pedestrian (+5)**, **cyclist (+2)**, **motorcyclist (+1)**, and **other (+1)**, fatalities in 2020 compared to 2019.
- A decrease in fatalities has been seen among **drivers (-11)**



Seatbelts: Of the 86 drivers and passengers killed in seatbelt-equipped motor vehicles in 2020, 43 (50%) were wearing a seatbelt at the time of the collision; 26% were not wearing a seatbelt; and for the remaining 21 fatalities, it was not yet known (24%).

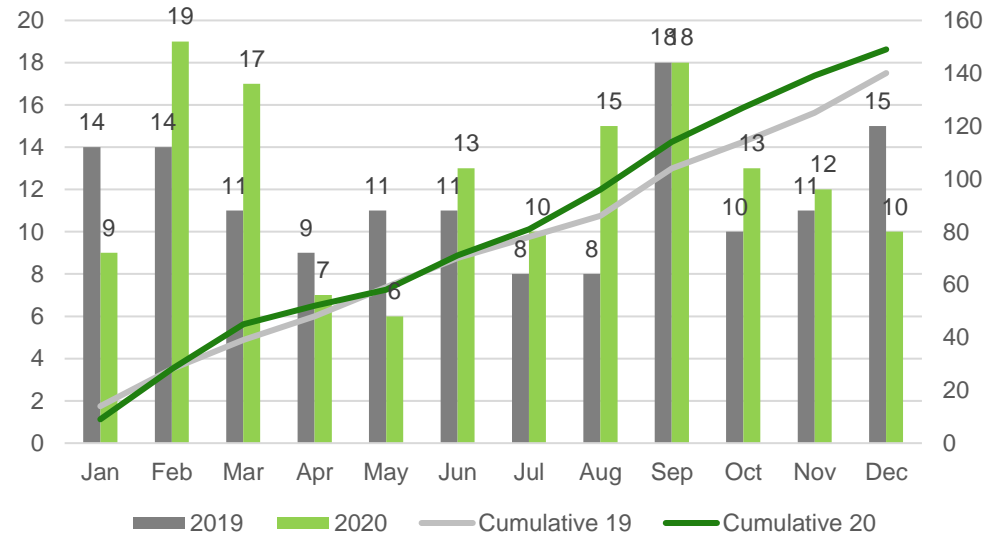


Note: All data for 2019 and 2020 are provisional and subject to change.

Month of Year



- **April (7)** and **May (6)** had the lowest number of fatalities in 2020.
- **February (19)** and **September (18)** had the highest number of fatalities.
- The average number of deaths per month in 2020 was **equal to** the monthly average in 2019 (**12 deaths per month**).

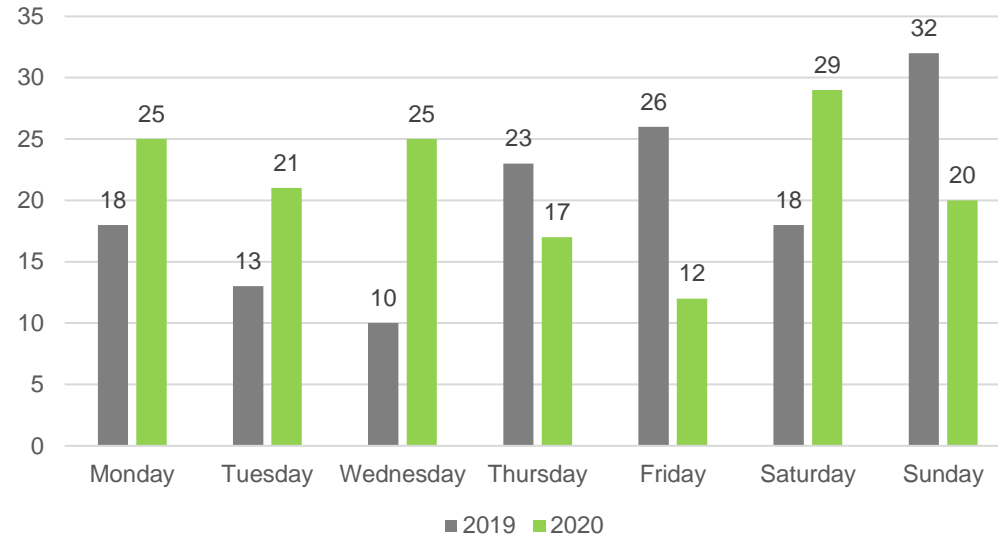


Note: All data for 2019 and 2020 are provisional and subject to change.

Day of the Week



- **Saturday (29)** was the most dangerous day in 2020, followed by **Monday (25)**, and **Wednesday (25)**.
- Over half of fatalities in 2020 occurred on **Monday, Wednesday, and Saturday (53%)**.
- **42%** of fatalities occurred between **12pm and 8pm**
- There were **25** fatalities between **midnight and 6am (17%)**.



Note: All data for 2019 and 2020 are provisional and subject to change.

Fatalities Summary 2020



TO DATE IN 2020

there have been
**149 fatalities in
138 fatal
collisions**



INCREASE OF 6%

in fatalities
compared to
2019

9 more fatal
collisions and **9
more** fatalities



DEATHS HAVE INCREASED

among
Passengers: 26 (+11)
Pedestrians: 32 (+5)
Pedal cyclists: 10 (+2)
Other: 1 (+1) and
Motorcyclists: 17 (+1)

& deaths have
decreased among
Drivers: 63 (-11)



CORK and DUBLIN

had the highest
number of
fatalities for all
road users (**24
and 20
respectively**)



FEBRUARY (19) and SEPTEMBER (18)

were the months
with the highest
number of fatalities

Note: All data for 2019 and 2020 are provisional and subject to change.

