
















Full Licences current at 31 December 2015 by Licence Category and County

COUNTY																TOTAL
	A	A1	A2	AM	B	BE	C	C1	C1E	CE	D	D1	D1E	DE	W	
CARLOW	3,402	3,694	2,083	22,850	33,704	10,828	2,338	4,217	3,391	1,478	1,081	1,413	1,127	929	33,069	125,604
CAVAN	3,205	3,490	2,093	27,879	41,282	14,448	3,227	7,341	6,111	2,030	1,572	2,127	1,644	1,255	40,342	158,046
CLARE	5,509	6,108	3,614	52,135	71,280	25,696	4,004	8,254	6,778	2,353	1,916	2,615	2,060	1,578	70,251	264,151
CORK	29,489	32,517	19,397	218,148	298,877	104,431	16,408	34,743	27,827	10,268	8,387	10,979	8,574	6,994	293,643	1,120,682
DONEGAL	8,116	8,772	4,972	65,516	90,841	34,796	6,785	15,348	12,961	4,264	3,699	4,550	3,423	2,663	89,494	356,200
DUBLIN	52,839	58,264	33,738	405,144	613,798	188,842	23,009	38,103	28,704	14,133	14,859	18,642	12,686	10,598	586,879	2,100,238
GALWAY	9,136	10,376	6,288	102,369	143,331	47,259	8,327	17,083	13,718	4,669	4,393	5,616	4,232	3,331	141,541	521,669
KERRY	7,266	8,254	4,744	64,886	87,066	32,527	5,162	12,046	10,146	3,067	2,959	3,880	2,975	2,163	86,904	334,045
KILDARE	9,340	10,264	5,860	83,094	115,504	35,904	6,979	13,692	11,126	4,218	3,512	5,117	3,742	2,932	114,795	426,079
KILKENNY	4,545	4,979	2,895	36,731	53,322	18,720	3,446	7,640	6,382	2,157	1,763	2,262	1,776	1,457	51,412	199,487
LAOIS	3,643	3,850	2,378	28,455	41,058	14,020	3,112	6,268	5,113	1,936	1,445	1,943	1,480	1,212	40,433	156,346
LEITRIM	1,718	1,877	1,138	13,942	19,447	7,984	1,512	4,003	3,434	963	769	983	761	617	18,983	78,131
LIMERICK	8,866	9,679	5,947	74,388	107,809	36,508	6,244	13,029	10,721	3,891	3,097	4,033	3,197	2,559	103,209	393,177
LONGFORD	1,478	1,603	1,006	14,569	21,889	7,804	1,750	3,913	3,311	1,104	846	1,118	840	669	21,467	83,367
LOUTH	4,835	5,210	3,324	39,802	64,195	20,434	4,052	7,460	5,891	2,471	2,189	2,949	2,085	1,607	59,088	225,592
MAYO	6,180	6,765	4,239	56,294	78,021	28,800	5,575	14,027	11,783	3,538	3,085	3,895	3,199	2,528	76,977	304,906
MEATH	8,362	9,167	5,290	73,852	104,369	32,617	6,507	13,179	10,746	3,967	3,579	4,641	3,401	2,666	102,914	385,257
MONAGHAN	3,346	3,529	2,164	25,317	36,607	13,860	3,645	7,113	6,099	2,564	1,791	2,187	1,812	1,516	36,138	147,688
OFFALY	3,320	3,640	2,217	29,692	42,650	14,300	3,151	6,944	5,760	1,921	1,439	1,964	1,527	1,201	42,055	161,781
ROSCOMMON	2,828	3,061	1,950	28,419	38,688	15,223	3,031	6,498	5,489	1,873	1,418	1,959	1,529	1,201	38,241	151,408
SLIGO	3,571	3,938	2,291	28,019	38,990	14,954	2,579	5,189	4,359	1,674	1,408	1,732	1,376	1,107	38,032	149,219
TIPPERARY	8,199	8,855	5,606	65,970	93,267	34,544	6,359	15,335	12,978	4,043	3,230	4,259	3,453	2,738	91,860	360,696
WATERFORD	5,537	6,085	3,668	44,607	64,780	21,665	2,996	7,242	6,048	1,784	1,544	2,124	1,642	1,278	62,498	233,498
WESTMEATH	3,524	3,871	2,362	33,884	48,918	16,571	3,402	6,454	5,205	2,058	1,792	2,407	1,798	1,448	48,015	181,709
WEXFORD	7,571	8,290	4,991	60,979	85,124	29,484	5,543	10,975	9,017	3,446	2,524	3,377	2,640	2,115	83,416	319,492
WICKLOW	7,590	8,301	4,769	55,745	79,407	26,863	3,826	7,343	5,696	2,219	2,031	2,729	2,004	1,617	77,425	287,565
TOTAL	213,415	234,439	139,024	1,752,686	2,514,224	849,082	142,969	293,439	238,794	88,086	76,328	99,501	74,983	59,979	2,449,081	9,226,033

Note: 1. The figures above represent counts of Full Licence categories and not Full Licences i.e. No. of licenced drivers holding Full licences. Totals by category do not equal the total number of licences, because a Full licence may have more than one category. **2.** Total number of current Full licences on the 31st December 2015 is 2,523,627