


RSA

RSA

Working To Save



## Information Booklet

INITIAL BASIC TRAINING  
FOR MOTORCYCLISTS (IBT)

Údarás Um Shábháilteacht Ar Bhóithre  
Road Safety Authority

# bike afely

**IT'S NOT JUST YOU WHO CRASHES**



# Contents

---

What is motorcycle IBT?	2
Where can I go for motorcycle IBT training?	3
About motorcycle IBT trainers	3
The motorcycle IBT training course	3
Choosing your bike and equipment	4
Getting the most from your training	5
Your log book	5
Certificate of completion	6
After your training	7
The IBT motorcycle training modules	8
If you are concerned about your training or trainer	10
The direct access chart	12
The progressive access chart	14
Examples of progression	16

## What is motorcycle IBT?

IBT stands for Initial Basic Training – a training course for learner drivers. It can help you to master basic motorcycling skills and improve your knowledge of road safety. The standard course lasts 16 hours and is broken into four modules, which you can take at different stages. In addition, there is a Progression Module to allow riders to change vehicle types and sizes. See page 7 for more detail on what's covered in the training.

We know from statistics that motorcyclists are vulnerable on our roads and face risky situations. It is important that you have the information and skills you need to deal with the various hazards you will face on your bike. IBT is your 'first step' on the road to becoming a safe and competent rider.

You will have to complete a motorcycle IBT training course before you can take your bike on the road unsupervised. At the end of the IBT course you will get a Certificate of Completion. You should keep this with your learner permit.

You can take Initial Basic Training courses on vehicles in these licence categories:

Type of IBT Training Course	Learner Permit Needed	Description	Engine Size
Small Motorcycles	AM	Moped (Tricycles with a design speed not exceeding 45km/h light quadricycle; whose unladen mass is not more than 400kg and whose maximum net engine power does not exceed 15 kW)	< 50cc
Small Motorcycles	A1	Motorcycle (Tricycles less than 15kW and light quadricycle)	< 125cc
Large Motorcycle	A2	35Kw Restricted (Tricycles less than 15 kW and light quadricycle)	< 35 Kw of power

Motorcycles	A	Motorcycle (All tricycles and light quadricycles)	Un restricted
Motor Vehicles	B (Code 73)	Quadricycle (For those with certain learner permit restrictions)	

## Where can I go for motorcycle IBT training?

The Road Safety Authority (RSA) has approved motorcycle IBT trainers throughout the country. You can only take the IBT course with an approved trainer. Some approved driving instructors (ADI) provide normal learner driver training but not IBT. To make sure your training is with a person who is IBT approved, check the list on our website [www.rsa.ie](http://www.rsa.ie) – follow the ADI link for a list of IBT trainers in your area. You may also ask your local motorcycle dealer to advise you on finding an IBT trainer.

## About motorcycle IBT trainers

All approved IBT trainers are motorcycling instructors and they have the training resources they need to deliver IBT. You can learn with confidence in a safe environment and the trainer will only let you progress to the next module of the course when they are sure you have the requisite knowledge and or skills required in the previous module. We monitor the work of each IBT trainer through the Approved Driving Instruction (ADI) Unit of the RSA.

## The motorcycle IBT training course

We have worked with motorcycle driving instructors to put together the IBT course. We have also run trials of the course. We have designed the modules to allow you to move between IBT trainers if you need to, for example if you move out of the area.

The Standard IBT course covers four separate modules (numbered 1-4), there is also a progression Module (Module 5), each of which mixes theory and practice. To make it more varied and interesting, some parts of the modules are delivered in a classroom, some on a training site or yard and some out on a public road under the supervision of your trainer. See page 7 for more details of the modules.

If you have already completed IBT on an automatic type motorcycle and now wish to ride a manual type, you must undergo a progression module which covers module 2 and 4 of the syllabus on the new type of motorcycle, there is no need to repeat module 1 and module 3 again. When moving from a category 'A1' full driving licence, to a category 'A2' type learner permit, in either manual or automatic" then a progression module needs to be completed on the larger motorcycle. Each category of Learner permit also has minimum ages and unless you are over 24 yrs of age there is a requirement to have held an A2 type driving licence for two years before you can move on to a full unrestricted A licence.

See Appendix A for details of direct and progressive access to the various licence categories.

A person who is 24 years or older and is the holder of a Category "A" licence (Restricted to 25 kW) and wishes to have the 25 kW restriction removed, Your ADI must obtain a unique confirmation code from the Driver Education Section, prior to the commencement of any training for this purpose. This will ensure you do not undergo unnecessary or incorrect training.

If the holder of a Category 'B' + code 73 type (Tricycle) now wishes to ride a Category 'AM', 'A1', A2 or 'A' in either manual or automatic then the holder must also complete the progression module on the new vehicle type.

For safety reasons, there are limits to the number of learners a trainer can work with at any one time:

- In the classroom, there is a maximum of 12 learners to one trainer.
- On the site, there is a maximum of two learners to one trainer.
- On the road, there is a maximum of two learners to one trainer.

## Choosing your bike and equipment

Your bike and other equipment should be 'fit for purpose'. Look for the appropriate quality mark before you buy. Discuss your needs with a motorcycle dealer so that you get the gear that suits your needs. Personal protective equipment (PPE) means appropriate clothing and a secure helmet. Choose gear that is bright in colour, practical to wear and the correct size for you. A loose or un-fastened helmet can be extremely dangerous. Buy only from a trusted dealer and never buy or wear a second-hand helmet. For some useful advice on PPE for motorcyclists, see page 149 of the Rules of the Road.

There are rules about what type of motorcycle is acceptable to undergo training and or your Practical driving test. Consult your IBT trainer or visit [www.rsa.ie](http://www.rsa.ie) for further details.

## Getting the most from your training

When you contact a IBT trainer, ask their advice on how best to prepare for the course. You should also familiarise yourself with the following booklets:

- The Rules of The Road
- ‘Learning to Ride a Motorcycle’
- Essential Skills – the official motorcycling manual.

You can get ‘This is Your Bike’ from the RSA or your IBT trainer. You can buy the other two booklets from most good book shops.

You can get ‘Learning to Ride a Motorcycle’ from [www.theorytest.ie](http://www.theorytest.ie) or your IBT trainer. You can buy the other two booklets from most good book shops. Before you attend your first training session, make sure you have everything you need. Your trainer will check your learner permit, insurance (if you need it for the on-road module) and the condition of your own PPE. If they are not satisfied about any of these, you may not be able to go ahead with your training as planned. Apart from wasting your own time, you may have to pay for the missed session.

The trainer will normally begin the course by registering learners and checking their permits. They will then set out the aims of the training and any ‘housekeeping’ rules about things such as asking questions and break times. Your trainer will want to be satisfied that your motorcycle and protective gear are both roadworthy and serviceable and that you yourself are fit to ride. You will be asked to complete a declaration on each training day. If you are progressing along the licence categories please check to make sure you are entitled to progress in accordance with the new rules on progression visit [www.rsa.ie](http://www.rsa.ie) for further details.


Pay attention to your trainer and the other learners. Take part in discussions – everyone has something to offer; you will help others to benefit from your experience as well as learn from theirs. You should find the course challenging as well as enjoyable. During the pilot phase of IBT, most learners said that they enjoyed the training and the contact with other like-minded people who wanted to learn to ride.

## Your log book

At your first session, your trainer will give you a personal log book. As you complete each module, your trainer will sign off and record this in your log book. Take care of your log book – keep it safe and bring it along with you to each training session so that your trainer can update it. If you lose it you will have to pay a fee to get a replacement from your trainer.

It is your responsibility to have your log book updated. If you switch to another trainer, they will only be able to certify Modules you have completed with them.

Take the time to complete the self analysis sections of your logbook. By doing this you will help consolidate your learning and help your trainer to deal with issues of concern. Self analysis is regularly used by adult learners to help them plan and progress through their training. Sharing your thoughts with your trainer will help them to prepare more effective lesson plans which could save you money in the long run



Important: You should complete all four modules of the standard course as soon as practicable. Once you have completed all four modules, your trainer will give you a Certificate of Completion. You must complete all four modules within two years of successfully completing Module 1. Failure to do so will result in you having to repeat the entire course again from the beginning of Module 1. When availing of progressive access the modules you need to do will vary according to your previous training and experience so please check carefully to ensure you are undergoing the correct training modules.

## Certificate of completion

The certificate of completion looks like this:

CERTIFICATE OF SATISFACTORY COMPLETION OF INITIAL BASIC TRAINING (MOTORCYCLES) TEASTAS COMHLIONTA SHASÚIL UM THÚSOLLIÚINT BHUNATA				adi RSA Approved Driving Instructor	
M		Holder of Learner Permit Number: /			
An tUdarás		Sealbhróir na hIomparthaí do Chaidéad Foghlaiméara			
has successfully completed Initial Basic Training in respect of					
D'fhreastail an tEithneolaire ar Thúsolliúint Bhunata a bhaineann le:					
TRAINING COURSE CATEGORY CATAGÓIR CÚRSÁI OIL/NA	Vehicle type Cineál Iritheolaí	Transmission Tréimh-geaslí		Direct Access Riachtanas Iritheolaí	
AM or Not AM A2 A	Triple Riotúr Trí-geaslí	Manual Líonbhíoch Láimhe	Automatic Líonbhíoch	Progressive Access Riachtanas Iomparthaí	
Vehicle Registration Clárú Iritheolaí	Light Quadricycle (AM) Caidéadúir Éadrom			A1 - A2	A2 - A
	Quadricycle: Quadricycle B = Code Cód 73				
Engine CC Cúimhseáil					
Power output Puáil-icúil					
Signed (Trainer) Sinéir (Oiliúintoir)				Trainer Number Uimhir Oiliúintora	
Print Name Priontáil Ainm				Holder's Signature Sinéir na Sealbhróra	
<p>Note: The holder of an appropriate learner permit and this certificate may ride a motorcycle within this category without further training to be accompanied by a registered instructor for that category. This certificate is valid for two years from the date of issue and cannot be extended.</p>				<p>You need an suitable conditions licence/permissions for a vehicle within age or an appropriate licence/permissions to change a category or a permit, open to all the Register of Licences does change in a health or theoretical. Leath-licéas na hIomparthaí nó leath-licéas ar fáil a bhaineann le h-ádh.</p>	
				DATE OF ISSUE DÁTA FÓILSÍOIR	
				BT STAMP STAMP AN ITTY	

You should keep your certificate with your learner permit for the bike you are riding, whenever you are on a public road or in a public place. You may be required to produce your learner permit or your IBT Certificate for inspection



if a Garda requests them. You may also be asked to produce your certificate to your driver tester on the day of your practical riding test. If you have availed of the progression route you will need to submit your certificate to the licensing authorities to obtain your new higher category driving licence. Please be aware it is not permissible to avail of the progression route twice in succession, that means once availed of you must undergo a practical driving test for the next category of licence.

Your IBT certificate is valid for two years from the date of issue and cannot be extended.

## After your training

When you have successfully completed the course you will be able to ride on a public road without being supervised by an IBT trainer. This does not mean that you are finished learning – it just allows you to continue learning. Safe practice of what you have learnt during motorcycle IBT will help you to develop your skills. You should practise these every time you ride your bike.

## If you have applied for a practical driving test

To prepare for your driving test, stay in a learning frame of mind as you practise for it. Your driving test may require you to do some aspects of practical riding that are not part of the standard motorcycle IBT course, such as overtaking and the avoidance manoeuvre. You can do further training with your IBT trainer or any other motorcycle approved driving instructor (ADI). You should aim to complete your motorcycle training and pass your driving test whilst your IBT certificate is still valid.

Get as much practice as you can on different road types and conditions, but not on motorways unless you hold a full driving licence for the category of Motorcycle being used. Involve your trainer and/or other riders who can help you learn. A mix of formal and informal training is a good way to develop your riding skills and risk awareness. Discuss the risks and how to reduce them with friends and other riders to help you learn more quickly and effectively. Finally, remember that motorcycle riding can be fun and your IBT training will help you to have many years of safe and enjoyable use of your motorbike.

## The IBT motorcycle training modules

**Module 1** has six objectives. You will need at least three hours to achieve them  
They cover:

1. Personal protective equipment (PPE)
2. Introduction to motorcycle controls
3. Technical checks
4. Placing motorcycle on and off the stands
5. Walking alongside the motorcycle
6. How to start and stop the engine Including precautions for mounting and dismounting

**Module 2** has 10 objectives. You will need at least five hours to achieve them  
They cover:

1. Moving off and stopping (includes on site riding)
2. Use of brakes
3. Use of gears
4. Slow riding
5. Figure of eight exercise
6. U-turn exercise
7. Slalom exercise
8. Rear observations and mirrorwork
9. Turning left and right
10. Emergency adjustment of speed - Emergency Stop

**Module 3** has 10 objectives. You will need at least two hours to achieve them  
They cover:

1. Legal requirements
2. Rules of the road
3. Being seen
4. Road surfaces
5. Road and lane position
6. Rear observations and mirrors
7. Speed
8. Anticipation and reaction including dealing with Emergency service vehicles.
9. Weather conditions (including Modal choices and Route Planning)
10. Fatigue

**Module 4** has eight objectives. You will need at least six hours to achieve them.

They cover:

1. Gradients
2. Junctions
3. Traffic lights
4. Roundabouts
5. Safe distance
6. Anticipation and reaction to hazards including dealing with emergency service vehicles
7. Pedestrian & rail crossings (rail where possible)
8. Bends

During this module your trainer will be in radio link with you from his/her own motorcycle on a public road. They will supply the radios. Please note: You may have to supply your own PPE for any or all of the training – please check with your trainer.

#### **Module 5 (Progression Module)**

This module includes topics previously covered during Modules 2 & 4 with some additional new content to allow ‘progression’ the training needs to be undertaken on the new vehicle type, you wish to change to, e.g. from ‘automatic’ to ‘manual’. This progression Module will facilitate changes in your entitlements without you having to undergo the full programme again and in limited circumstances without you having to undergo a practical driving test. For Direct access purposes to Category ‘A’ or ‘A2’ motorcycles, you will need 13 hours to complete this module. Where IBT has already been completed and you are availing of ‘progressive access’ then you will need 11 hours to complete this module.

- |   |   |
|---|---|
| 1. Moving off and stopping                          | 13. Carrying pillion Passengers   |
| 2. Use of brakes                                    | 14. Using a Sidecar / towing a Trailer  |
| 3. Use of gears                                     | 15. Gradients   |
| 4. Slow riding exercise                             | 16. Junctions   |
| 5. Figure of eight exercise                         | 17. Traffic lights  |
| 6. U-turn exercise                                  | 18. Roundabouts   |
| 7. Slalom exercise                                  | 19. Safe distance   |
| 8. Rear observation and mirror work                 | 20. Anticipation and reaction to hazards including dealing with Emergency service vehicles. |
| 9. Turning left and right                           | 21. Pedestrian & rail crossings (rail where possible)                                       |
| 10. Obstacle Avoidance                              | 22. Bends   |
| 11. Emergency adjustment of speed<br>Emergency Stop | 23. Socially responsible Riding/driving   |
| 12. Overtaking                                      |   |

During the on road parts of this module your trainer will be in radio link with you from his/her own motorcycle on a public road. They will supply the radios. Some objectives will be in a classroom and others in an 'off road centre'

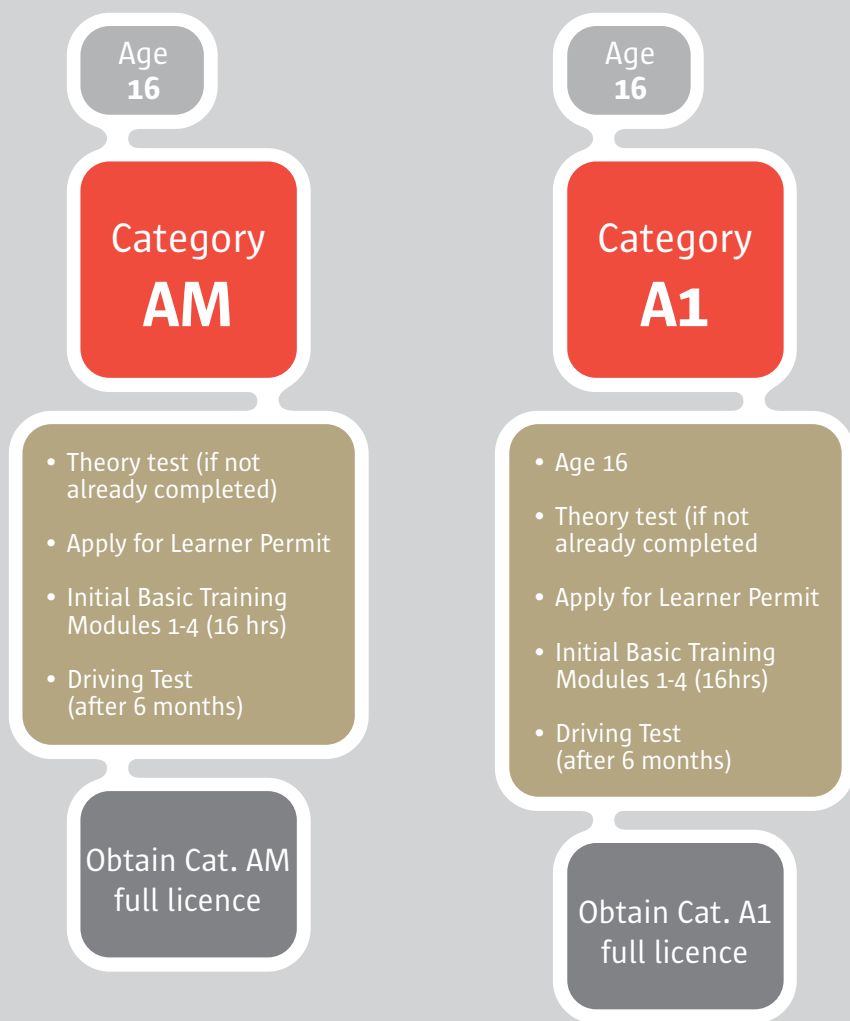
Please note: You may have to supply your own PPE for any or all of the training – please check with your trainer

## If you are concerned about your training or trainer

If for any reason you are not happy with your training or have concerns about how you are progressing, please take this up in the first place with your trainer. They will probably be able to resolve any difficulties with you. If that is not possible, please contact the Driver Education Section of the Road Safety Authority on: (096) 25 000 or email [adi@rsa.ie](mailto:adi@rsa.ie).

Your IBT trainer will guide you through the various learning points and other related motorcycling issues as appropriate.





**NOTE:** The chart above sets out the various 'Direct Access' options for each category of Motorcycle Licence. These examples assume that the holder has not previously held a motorcycle licence. The chart on the next page sets out the various 'progressive access' options for those that may have previously held a motorcycle licence in either A1, or A2.

# Getting a driving licence through **Direct Access**

Age  
18

Category  
**A2**

- Age 18
- Theory test (if not already completed)
- Apply for Learner Permit
- Initial Basic Training Modules 1, 3 and 5 inclusive on A2 bike. If already completed for AM or A1 do progression module 5 IBT on A2 machine
- Pass driving test (after 6 months)

Obtain Cat. A2  
full licence

Age  
24  
and over

Category  
**A**

- Age 24
- Theory test (if not already completed)
- Apply for Learner Permit in Category A
- Initial Basic Training Modules 1, 3 & 5
- Driving Test (after 6 months)

Obtain Cat. A  
full licence

## Progression from A1 to A2

### In all cases:

- Min Age: 18yrs
- Apply for Learner Permit in **Category A2** after holding a full **Category A1** driving licence for a minimum of two years.
- Complete Progression Module (Module 5) on an **A2** type motorcycle (11hrs)
- Having completed **Module 5** you may then obtain your full **Category A2** type driving licence. Alternatively you may choose to undergo and pass a practical driving test in **Category A2** which leaves you with the options set out below;

## Options

1. If you chose to undergo and pass the practical driving test on a **Category A2** type motorcycle (no need to wait 6 months) and later on you choose to progress to a **Category A** type motorcycle (having held your **Category A2** driving licence for 2 years). You may proceed without the need to undergo a practical driving test on a **Category A** type motorcycle.
2. If you had not taken and passed a practical driving test to obtain your **Category A2** driving licence (that is, you obtained it by undergoing a progression module) you may not progress on without passing a practical driving test for a **Category A** type driving licence. In order to progress to a **Category A**, you must hold your **Category A2** type driving licence for at least two years, undergo the progression module (module 5) and pass a practical driving test on the **Category A** type motorcycle.

### Notes

- Where you have previously undergone a practical driving test you will not be required to wait 6 months before sitting another test between **Categories A2** and **Category A**.
- If you are aged 24 yrs or over you may opt for the **Category A** 'Direct Access' route without the need to obtain a **Category A2** driving licence and wait the two years.



# driving licence through **Progressive access**

## Progression from A2 to A

### In all cases:

- Min Age: 20yrs
- Apply for Learner Permit in **Category A**
- Complete Progression Module (Module 5) on an **A** type motorcycle (11hrs)
- Must have held **Category A2** driving licence for a minimum of 2 years. (or be at least 24 years of age and opt for Direct Access to **Category A**)

## Options

1. If you obtained your **Category A2** driving licence by passing your practical driving test between **Categories A1** and **A2** you may then apply for your **Category A** driving licence without the need to undergo a further practical driving test.
2. If you obtained your **Category A2** driving licence completing the progression module from **A1** to **A2** you must then apply for and pass a practical driving test for your **Category A** driving licence

### Notes

- Where you have previously undergone a practical driving test you will not be required to wait 6 months before sitting another test between categories **A1** and **A2** or **A2** and **A**.
- If you are aged 24 yrs or over you may opt for the **Category A** Direct Access route, without the need to obtain a **Category A2** driving licence and wait the required two years.

The above notes set out options for progression for those who have previously held the relevant category of full driving licence for the required length of time. If your situation is not set out above please contact your local IBT trainer or the Road Safety Authority (Tel:096 25000) for further information.

### NOTE:

If you already hold a full Category A driving licence restricted to 25Kw and wish to remove the restriction – it may be possible if you are aged over 24yrs and your IBT trainer obtains a unique approval number before your course commences.

## EXAMPLES OF PROGRESSION FOR THOSE WITH A CATEGORY A LEARNER PERMIT OR DRIVING LICENCE

**IF YOU HELD A 'CATEGORY A' LEARNER PERMIT PRIOR TO 6TH DECEMBER 2010 AND ARE AGE 24YRS OR OVER YOU MAY PROGRESS TO THE NEW UNRESTRICTED CATEGORY A DRIVING LICENCE AS FOLLOWS :**

- **If you have not completed any Initial Basic Training**  
You must undergo IBT Modules 1,3, & 5 on a motorcycle with a minimum power output of 50KW and then successfully complete a practical driving test
- **If you have previously completed IBT on any type of motorcycle**  
You must now complete the progression module (Module 5) on a motorcycle with a minimum power output of 50KW and then successfully complete a practical driving test
- **If you have held a provisional licence prior to 1999 (now a Learner permit) – without a break in validity exceeding 5 yrs**  
You may now undergo a practical driving test on a motorcycle with a minimum power output of 50 KW.

**IF YOU ARE AGED AT LEAST 24YRS AND HOLD A CATEGORY 'A' FULL DRIVING LICENCE ISSUED AT ANYTIME WITHIN THE LAST TWO YEARS AND WISH TO REMOVE THE POWER RESTRICTION YOU MAY PROGRESS AS FOLLOWS:**

- **You may choose to wait and complete the period of restriction, or**
- **If you have or have not completed any Initial Basic Training**  
You must undergo IBT Modules 1, 3 & 5 on a motorcycle with a minimum power output of 50KW
- **If you have previously completed IBT on any type of motorcycle**  
You must now complete the progression module (Module 5) on a motorcycle with a minimum power output of 50KW.

### NOTE

In either case the following applies;

1. The Motorcycle must have an un laden mass of at least 175Kg
2. Where an internal combustion engine is used, the engine must be at least 595cc.
3. Where the motorcycle is powered by an electric motor the minimum power output is 0.25 kw/kg

Please note that from November 2013 the motorcycle used for either IBT training or driving test purposes in **Category A**, must have a minimum power output of 50 KW. The minimum power output for a Category A2 type vehicle used for training or the practical driving test is being reduced to 20kW.



# Working to Save Lives

## Údarás Um Shábháilteacht Ar Bhóithre Road Safety Authority

Aonad ADI, Páirc Ghnó Ghleann na Muidhe, Cnoc an tSabhaircín,  
Bóthar BÁC, Béal an Átha, Co. Mhaigh Eo.

Driver Education Section, Moy Valley Business Park, Primrose Hill, Dublin Road,  
Ballina, Co. Mayo.

**Locall:** 1890 50 60 80 tel: (096) 25000 **facs:** (096) 25252

**E-mail:** [adi@rsa.ie](mailto:adi@rsa.ie) **website:** [www.rsa.ie](http://www.rsa.ie)

