



The Road Safety Authority National Survey Research

An Garda Síochána and the
Enforcement of Traffic Laws 2018

Prepared for:



Údarás Um Shábháilteacht Ar Bhóithre
Road Safety Authority

Prepared by
John O'Mahony

J.8846

www.garda.ie

GARDA CONFIDENTIAL
TEL. NO. 1 800 666 11

GARDA CÓR TRÁCHTA
TRAFFIC CORPS

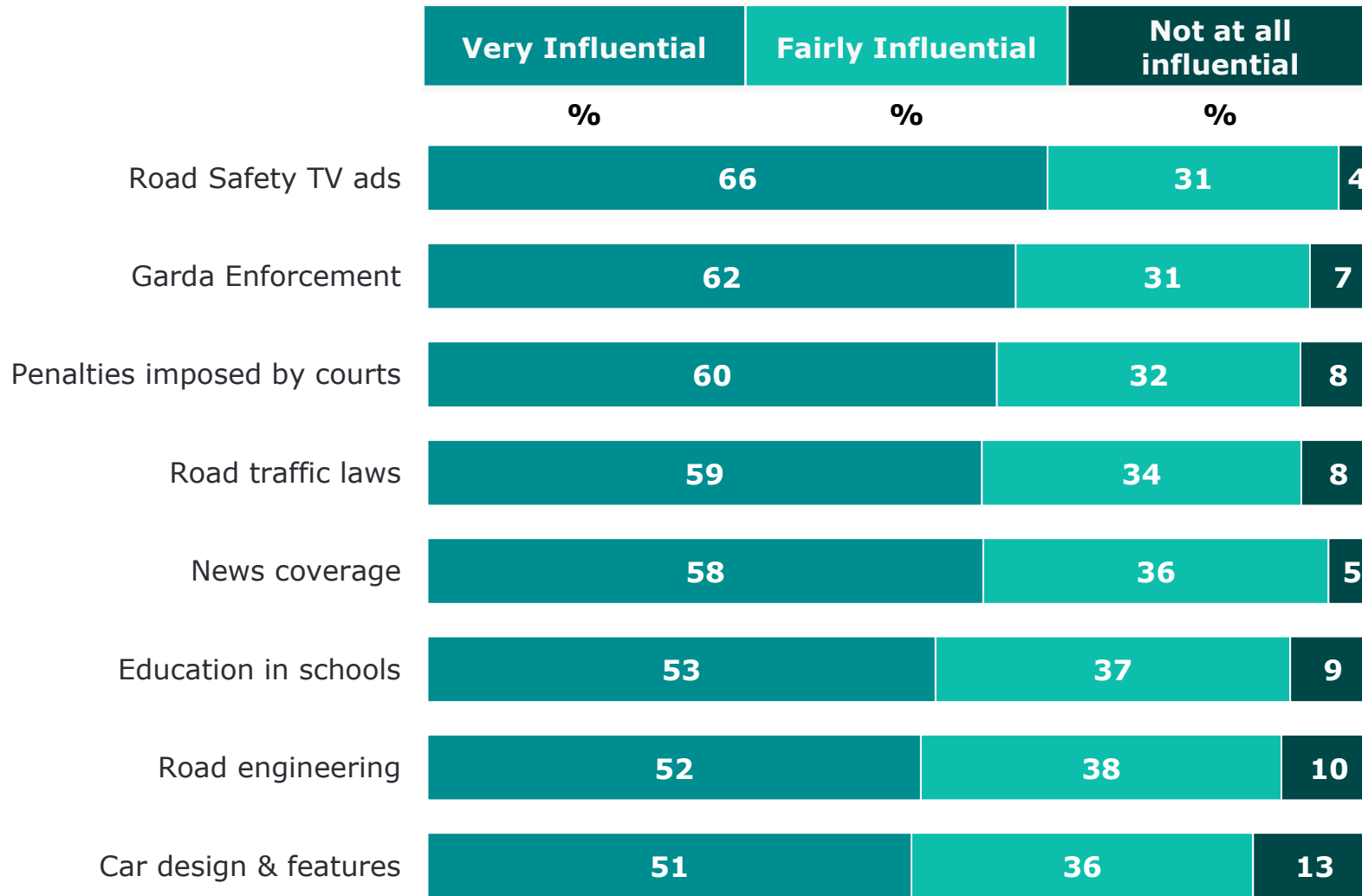


Research Background & Objectives

- This research study, on behalf of the Road Safety Authority, examined the attitudes of Irish adults in relation to a series of issues relating to road safety and the enforcement of traffic laws by An Garda Síochána.
- A national survey was conducted via B&A's face-to-face Barometer survey with a nationally representative sample of 976 adults aged 16 years+.
- The survey addressed the following key issues:
 - ❖ How influential key factors have been in saving lives on Ireland's roads
 - ❖ Attitudes towards the number of Gardaí currently enforcing traffic laws on our roads
 - ❖ Rating of the number of Gardaí on our roads who enforce a range of traffic enforcement activities
 - ❖ Frequency of passing through a Garda checkpoint on Irish roads in the past 6 months
 - ❖ Frequency of observing types of driving behaviour among road users on Irish roads in the last 6 months
 - ❖ Whether the level of enforcement of road traffic laws by An Garda Síochána has increased or decreased
 - ❖ Should the Government prioritise funding of An Garda Síochána to support their efforts to enforce road safety laws
- Survey interviewing was conducted in January 2018 and comparisons to previous research are provided where relevant.

Road Safety – Key Influential Factors

Base: All Adults N – 973



Influential Summary				
2018	2017	2015	2014	2013
%	%	%	%	%
96	95	93	92	89
93	89	90	79	82
92	90	89	86	78
92	92	91	89	86
95	90	88	88	86
91	87	89	77	73
90	86	88	81	78
87	84	83	87	80

Irish adults clearly consider the full range of factors as being influential in saving lives on Ireland's roads; again in 2018 Road Safety TV ads lead the list as the most influential factor with Garda Enforcement also especially prominent.



Q. Deaths on Irish roads are now at their lowest level since records began. How influential or not do you think each of the following factors have been in saving lives on Ireland's roads?

Road Safety – Key Influential Factors

Base: All Adults N – 973

Very Influential	Total	Gender		Age					Region				Area	
		Male	Female	-24	25-34	35-49	50-64	65+	Dublin	Leinster	Munster	Conn/Ulster	Urban	Rural
Base:	973	474	499	101	155	281	269	167	264	264	278	167	639	334
	%	%	%	%	%	%	%	%	%	%	%	%	%	%
Road Safety TV ads	66	63	68	59	70	65	67	65	62	68	73	57	68	61
Garda Enforcement	62	58	65	60	60	61	62	67	54	66	73	51	61	64
Penalties imposed by courts	60	56	63	60	62	58	62	56	55	60	70	51	58	62
Road traffic laws	59	57	60	44	62	61	61	59	58	56	66	53	60	57
News coverage	58	56	60	53	60	58	61	59	57	62	61	52	62	52
Education in schools	53	52	54	45	58	52	55	56	53	48	62	49	57	46
Road engineering	52	53	51	45	55	51	53	53	53	47	59	45	54	48
Car design & features	51	53	48	45	55	50	52	50	53	44	57	45	53	47

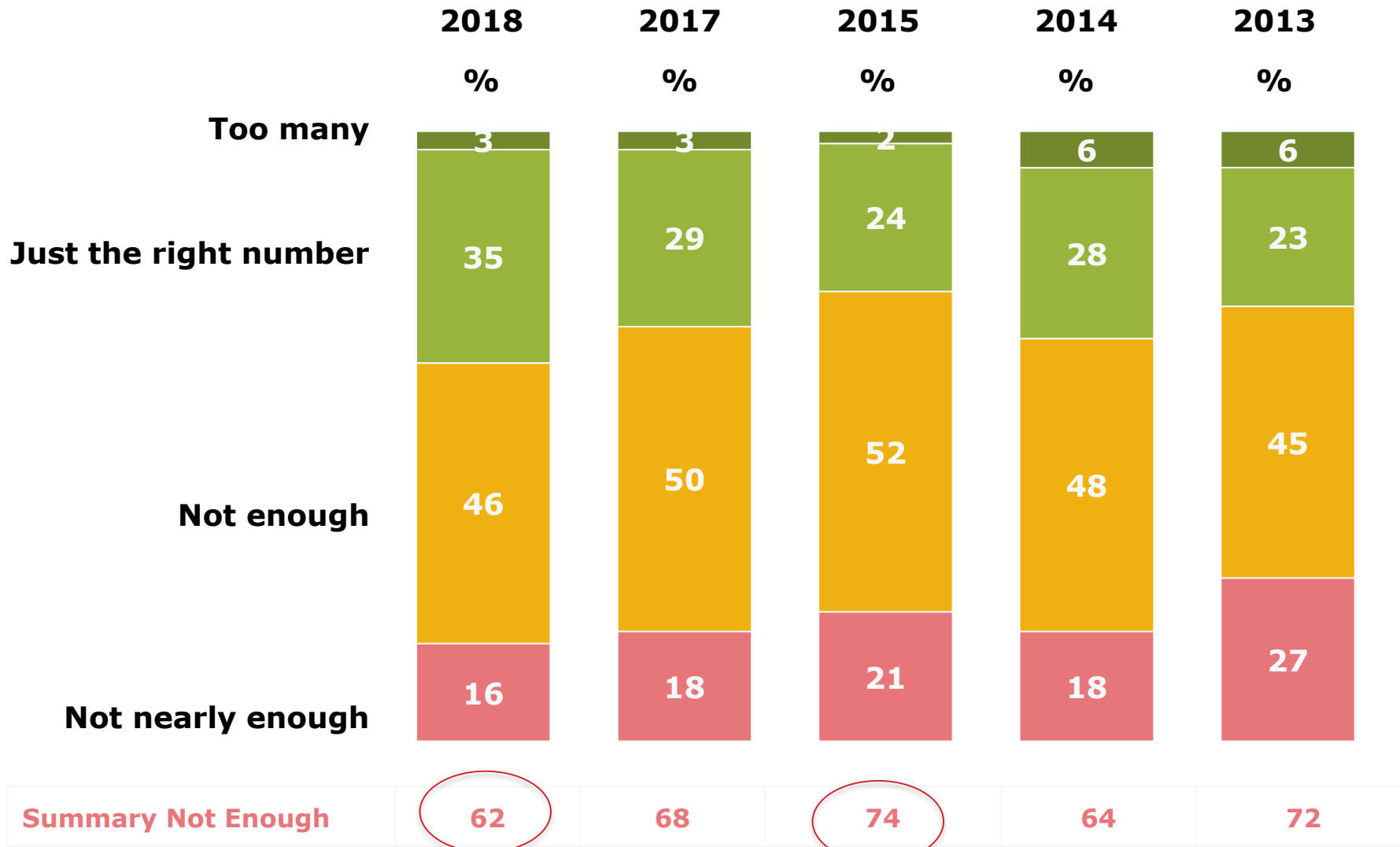
The rating and ranking of factors is largely consistent across key demographics; albeit those under 24 years are somewhat less likely to consider factors 'very' influential.



Q. Deaths on Irish roads are now at their lowest level since records began. How influential or not do you think each of the following factors have been in saving lives on Ireland's roads?

Number of Gardaí Enforcing Traffic Laws

Base: All Adults N – 973



62% of Irish adults believe there are not enough/not nearly enough Gardaí currently enforcing traffic laws on 'our' roads – however the strength of this view has reduced from 74% in 2015.

Number of Gardaí Enforcing Traffic Laws

Base: All Adults N – 973

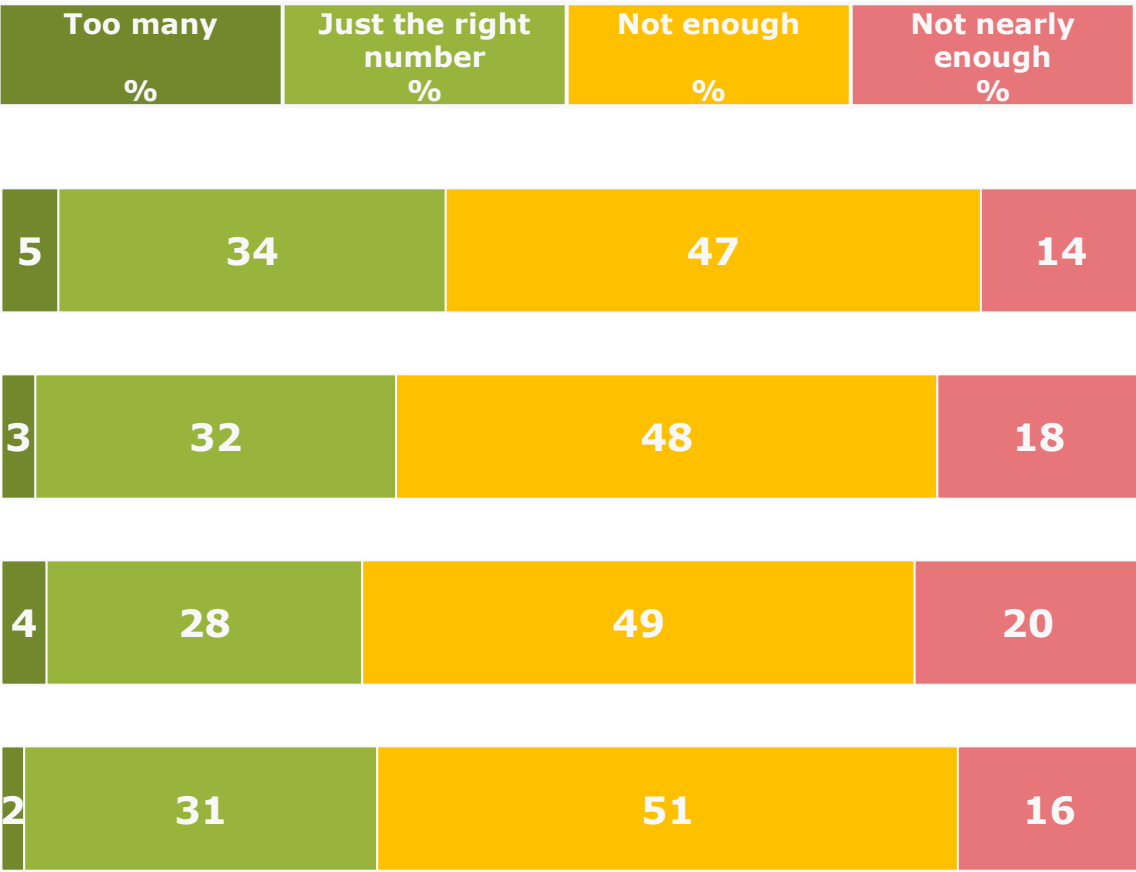
	Total	Gender		Age					Region				Area	
		Male	Female	-24	25-34	35-49	50-64	65+	Dublin	Lein-ster	Mun-ster	Conn/Ulster	Urban	Rural
Base:	973	474	499	101	155	281	269	167	264	264	278	167	639	334
	%	%	%	%	%	%	%	%	%	%	%	%	%	%
Too many	3	3	2	4	4	2	3	1	3	1	4	3	3	2
Just the right number	35	40	30	46	37	34	29	31	38	33	41	23	37	30
Not enough	46	42	51	43	42	48	51	46	49	49	41	47	44	51
Not nearly enough	16	15	17	8	18	16	16	23	10	17	15	27	16	16
Summary not enough	62	57	68	51	60	64	67	69	59	66	56	74	60	67

The attitude that there are not enough Gardaí 'enforcing traffic laws on our roads' does vary by demographics: being stronger among women, older age groups and in rural areas.



Number of Gardaí and Traffic Enforcement Activities

Base: All Adults N – 973



Summary Not Enough				
2018	2017	2015	2014	2013
%	%	%	%	%
61	62	64	51	57
66	67	71	66	73
69	68	72	73	78
67	68	72	71	81

While the view that there are insufficient Gardaí on the roads is consistent across the tested traffic enforcement activities, the strength of this attitude has declined marginally since 2015.



Q. And thinking specifically about each of the following traffic enforcement activities, how do you rate the number of Gardaí on our roads who enforce each:

Number of Gardaí and Traffic Enforcement Activities

Base: All Adults N – 973

Not enough / Not nearly enough	Total	Gender		Age					Region				Area	
		Male	Female	-24	25-34	35-49	50-64	65+	Dublin	Leinster	Munster	Conn/Ulster	Urban	Rural
Base:	973	474	499	101	155	281	269	167	264	264	278	167	639	334
	%	%	%	%	%	%	%	%	%	%	%	%	%	%
The number of Gardaí enforcing speed limits	61	56	67	49	58	64	65	64	61	60	56	72	61	62
The number of Gardaí enforcing drink driving limits	66	61	69	54	59	66	71	68	64	67	58	76	64	68
The number of Gardaí enforcing mobile phone offences	69	64	73	57	64	70	71	76	67	71	63	74	68	69
The number of Gardaí enforcing dangerous driving offences	67	62	72	57	60	68	75	71	65	71	59	76	65	71

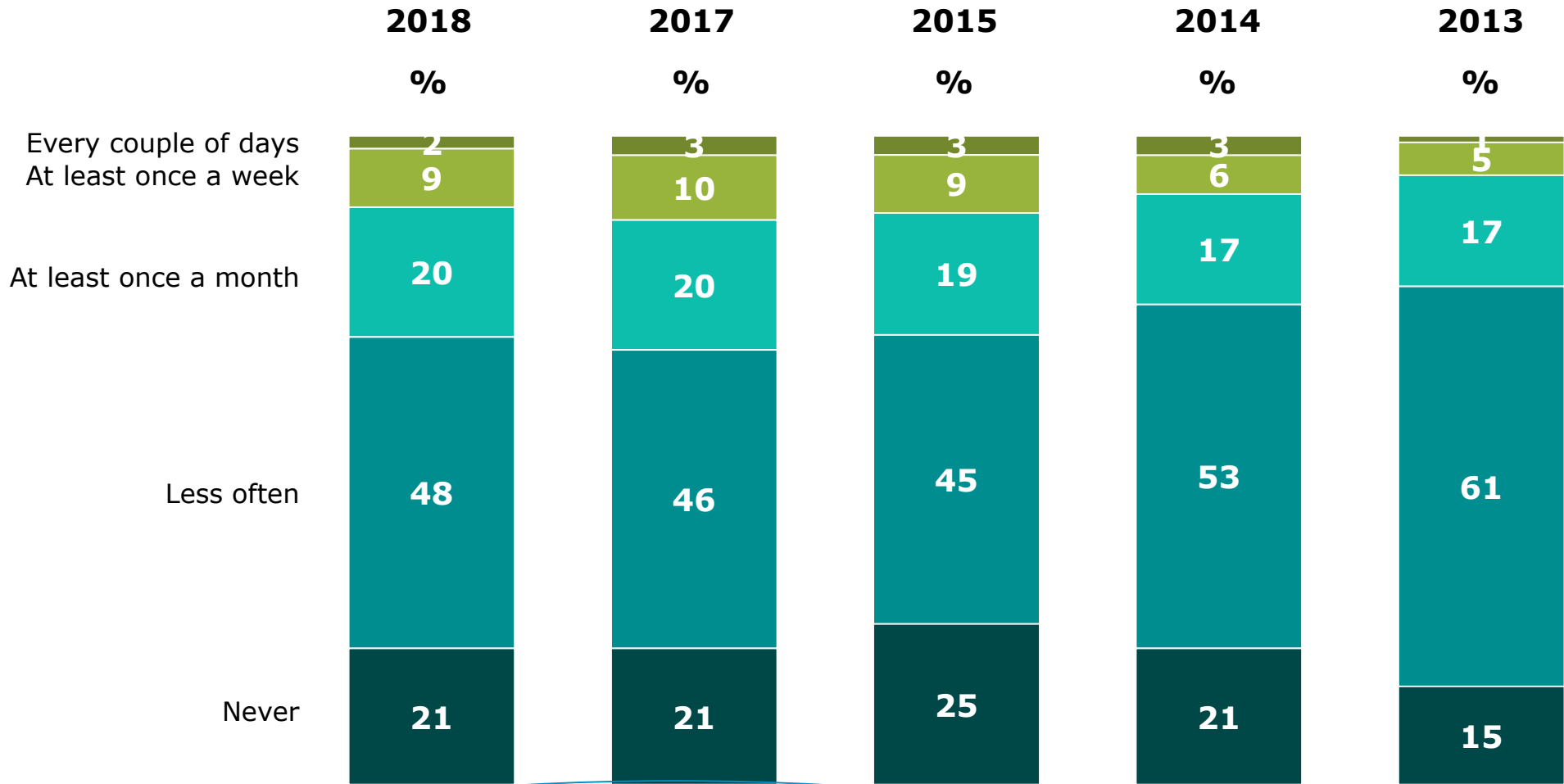
Women and older age groups are especially likely to believe there are insufficient Gardaí on the roads enforcing the tested traffic activities.

Q. And thinking specifically about each of the following traffic enforcement activities, how do you rate the number of Gardaí on our roads who enforce each:



Passing Garda Checkpoints

Base: All Adults N - 973



Summary monthly	31	33	31	26	23
------------------------	-----------	-----------	-----------	-----------	-----------

31% of Irish adults recall passing through a Garda Checkpoint on an at least monthly basis in 'the past six months' (very similar levels of recall since 2015).



Q. How frequently, on average, have you passed through a Garda checkpoint on Irish roads in the past 6 months, either as a driver, a passenger or other road user? It does not matter if you yourself were stopped or not.

Passing Garda Checkpoints

Base: All Adults N - 973

	Total	Gender		Age					Region				Area	
		Male	Female	-24	25-34	35-49	50-64	65+	Dublin	Leinster	Munster	Conn/Ulster	Urban	Rural
Base:	973	474	499	101	155	281	269	167	264	264	278	167	639	334
	%	%	%	%	%	%	%	%	%	%	%	%	%	%
Every couple of days	2	2	2	1	0	2	3	3	0	1	4	1	2	2
At least once a week	9	10	9	11	10	10	8	7	8	10	12	7	9	10
At least once a month	20	23	17	19	23	21	20	17	19	20	26	11	23	15
Less often	48	45	52	44	49	49	49	49	50	56	38	50	46	53
Never	21	20	21	25	18	18	20	25	22	13	19	32	21	20
Monthly +	31	35	28	31	33	33	31	27	27	31	42	19	34	27

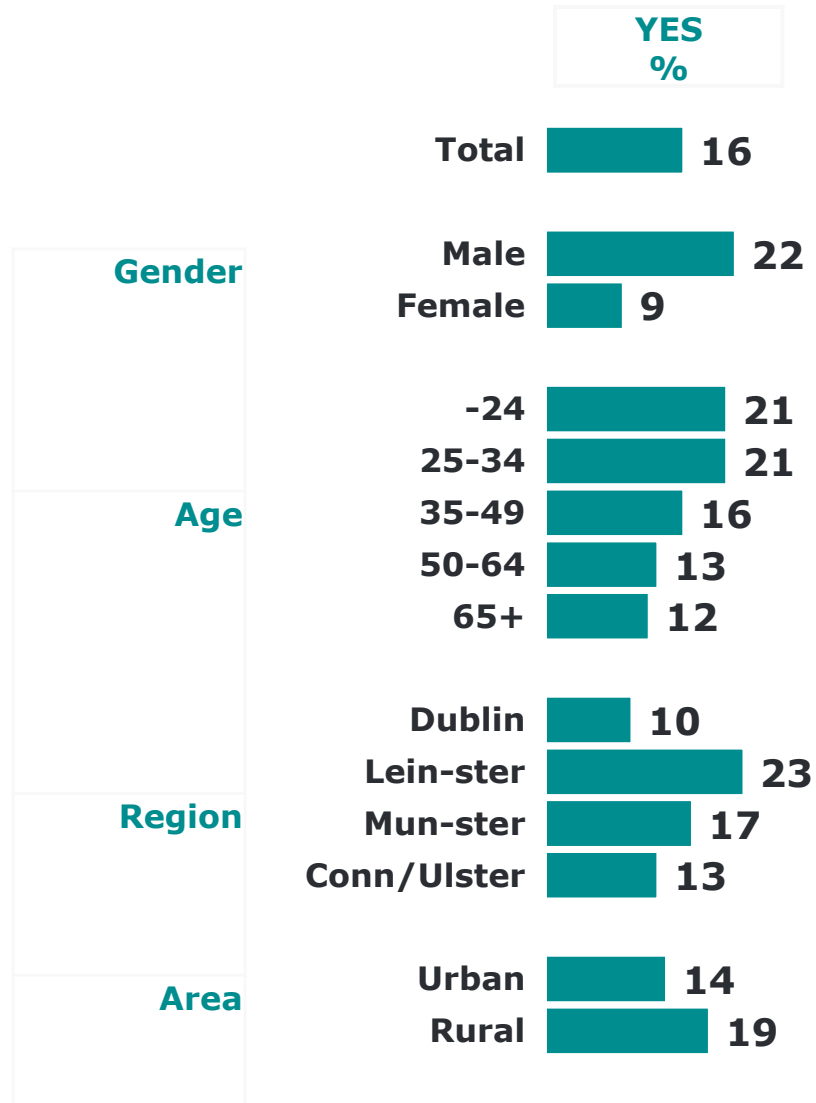
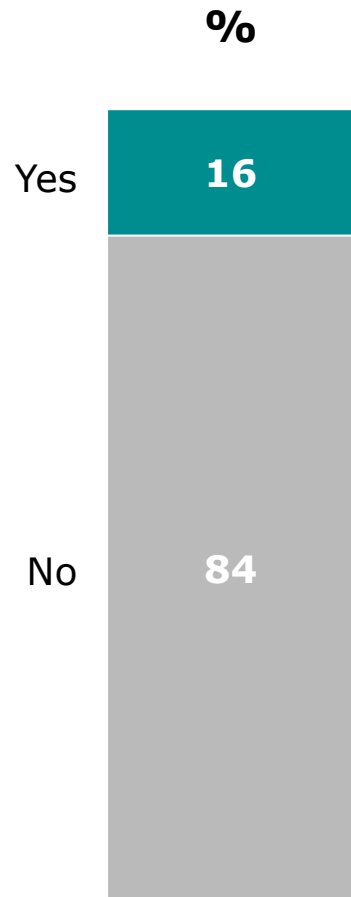
The recall of passing through a Garda Checkpoint in 'the past six months' is reasonably similar across urban and rural areas but does vary by region.



Q. How frequently, on average, have you passed through a Garda checkpoint on Irish roads in the past 6 months, either as a driver, a passenger or other road user? It does not matter if you yourself were stopped or not.

Tested for alcohol/breathalysed while driving (past 12 months)

Base: All motorists n - 757



16% of motorists recall being breathalysed in the 'past 12 months'.



Observed Dangerous Road Behaviour in Past 6 Months

Base: All Adults N – 973

Every couple of days %	At least once a week %	At least once a month %	Less Often %	Never %
------------------------	------------------------	-------------------------	--------------	---------

Weekly +		
2018 %	2017 %	2015 %
55	68	66
61	78	75
66	78	80

Dangerous driving



Driving over the speed limit, or inappropriate speed for a given situation



Another driver using a hand-held mobile phone while driving



Observing of dangerous road behaviour in the 'past six months' has declined between 2017 and 2018; albeit 66% of adults observed motorists using hand held mobile phones on an at least a weekly basis.

Q. How frequently, on average, have you observed each of these types of driving behaviour among road users on Irish roads in the last 6 months?



Observed Dangerous Road Behaviour in Past 6 Months

Base: All Adults N – 973

Weekly +	Total	Gender		Age					Region				Area	
		Male	Female	-24	25-34	35-49	50-64	65+	Dublin	Leinster	Munster	Conn/Ulster	Urban	Rural
Base:	973	474	499	101	155	281	269	167	264	264	278	167	639	334
	%	%	%	%	%	%	%	%	%	%	%	%	%	%
Dangerous driving	55	59	52	49	56	53	60	58	44	61	64	56	52	61
Driving over the speed limit, or inappropriate speed for a given situation	61	63	61	54	65	61	69	56	47	66	73	64	57	69
Another driver using a hand-held mobile phone while driving	66	71	61	59	65	66	73	60	47	73	75	70	61	73

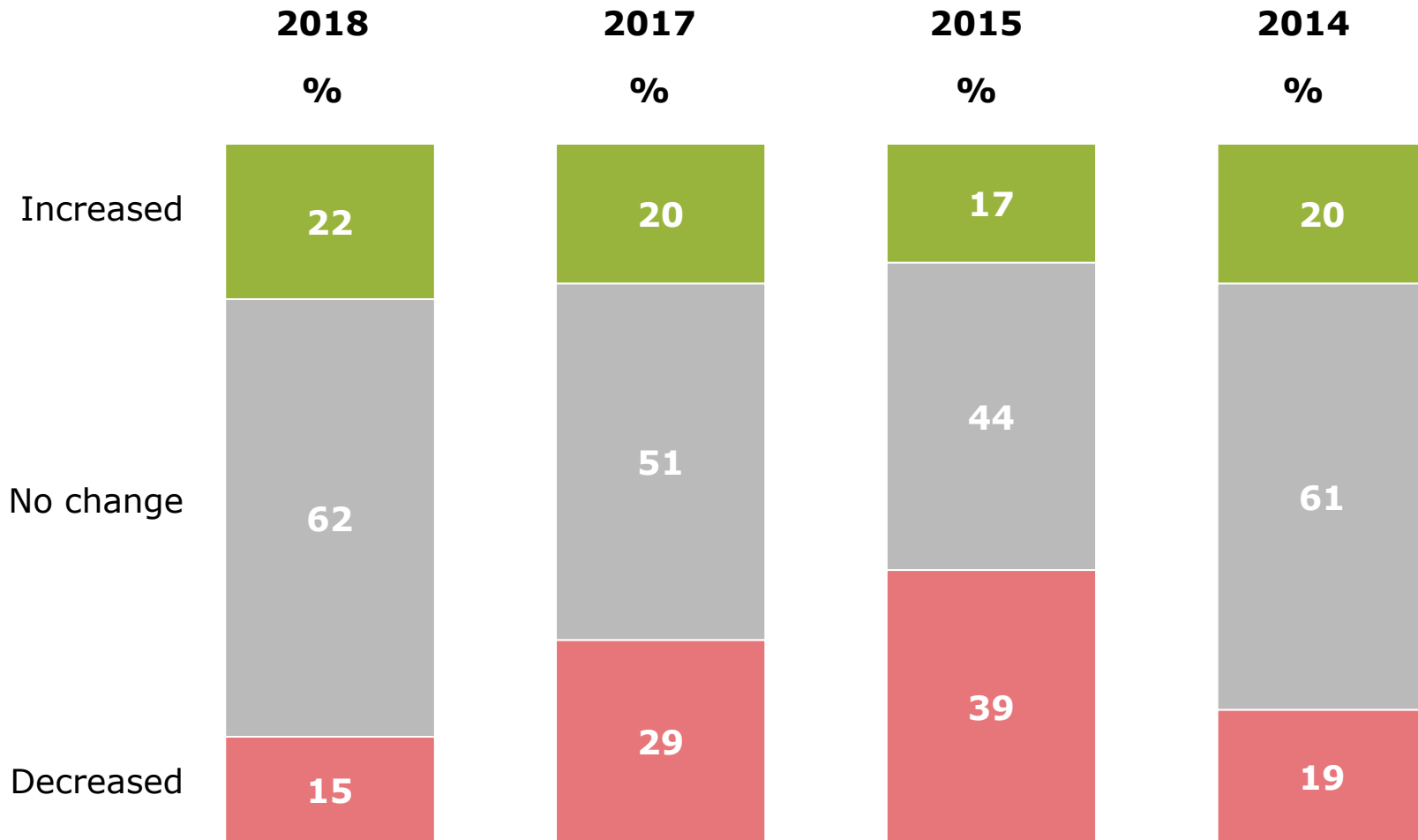
The observing of dangerous road behaviour in the 'past six months' is consistently lower In Dublin.



Q. How frequently, on average, have you observed each of these types of driving behaviour among road users on Irish roads in the last 6 months?

Level of Garda Enforcement Since 'January Last Year'

Base: All Adults N – 973



22% of Irish adults think the level of enforcement of road traffic laws by An Garda Síochána has increased in the past 12 months; Only 15% think it has decreased – a much lower incidence than 2017 or 2015.



Q. Do you think that the level of enforcement of road traffic laws by An Garda Síochána has increased or decreased since January 2016?

Level of Garda Enforcement Since 'January Last Year'

Base: All Adults N – 973

	Total	Gender		Age					Region				Area	
		Male	Female	-24	25-34	35-49	50-64	65+	Dublin	Leinster	Munster	Conn/ Ulster	Urban	Rural
Base:	973	474	499	101	155	281	269	167	264	264	278	167	639	334
	%	%	%	%	%	%	%	%	%	%	%	%	%	%
Increased	22	22	23	21	21	23	26	19	18	27	29	14	20	27
Decreased	15	16	15	18	9	14	17	20	11	13	13	30	15	17
No Change	62	62	63	61	70	64	56	60	71	60	58	56	66	56

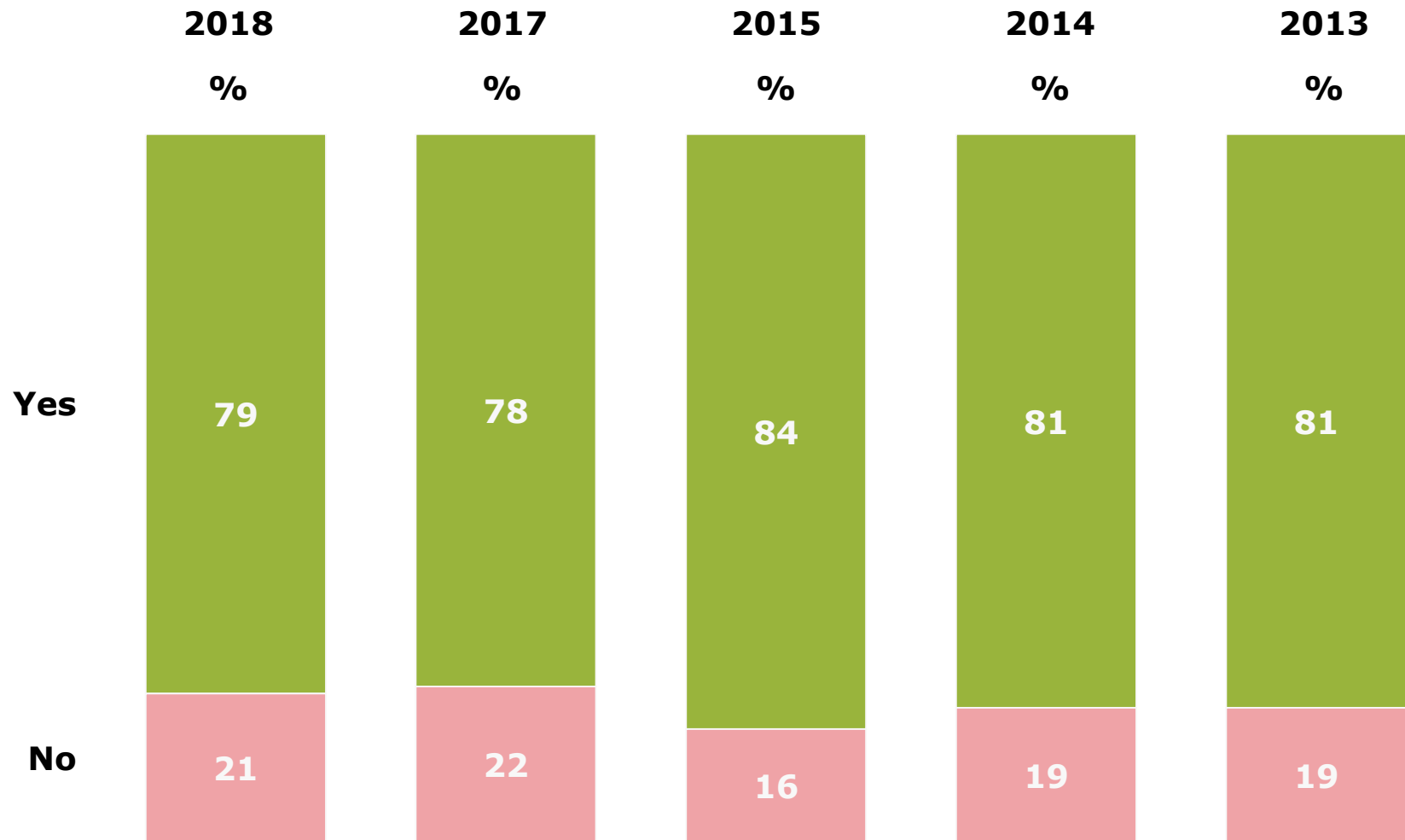
A perceived increase in the level of enforcement of road traffic laws by An Garda Síochána is especially apparent in rural areas.



Q. Do you think that the level of enforcement of road traffic laws by An Garda Síochána has increased or decreased since January 2016?

Should the Government Prioritise Funding of An Garda Síochána to Enforce Road Safety

Base: All Adults N – 973



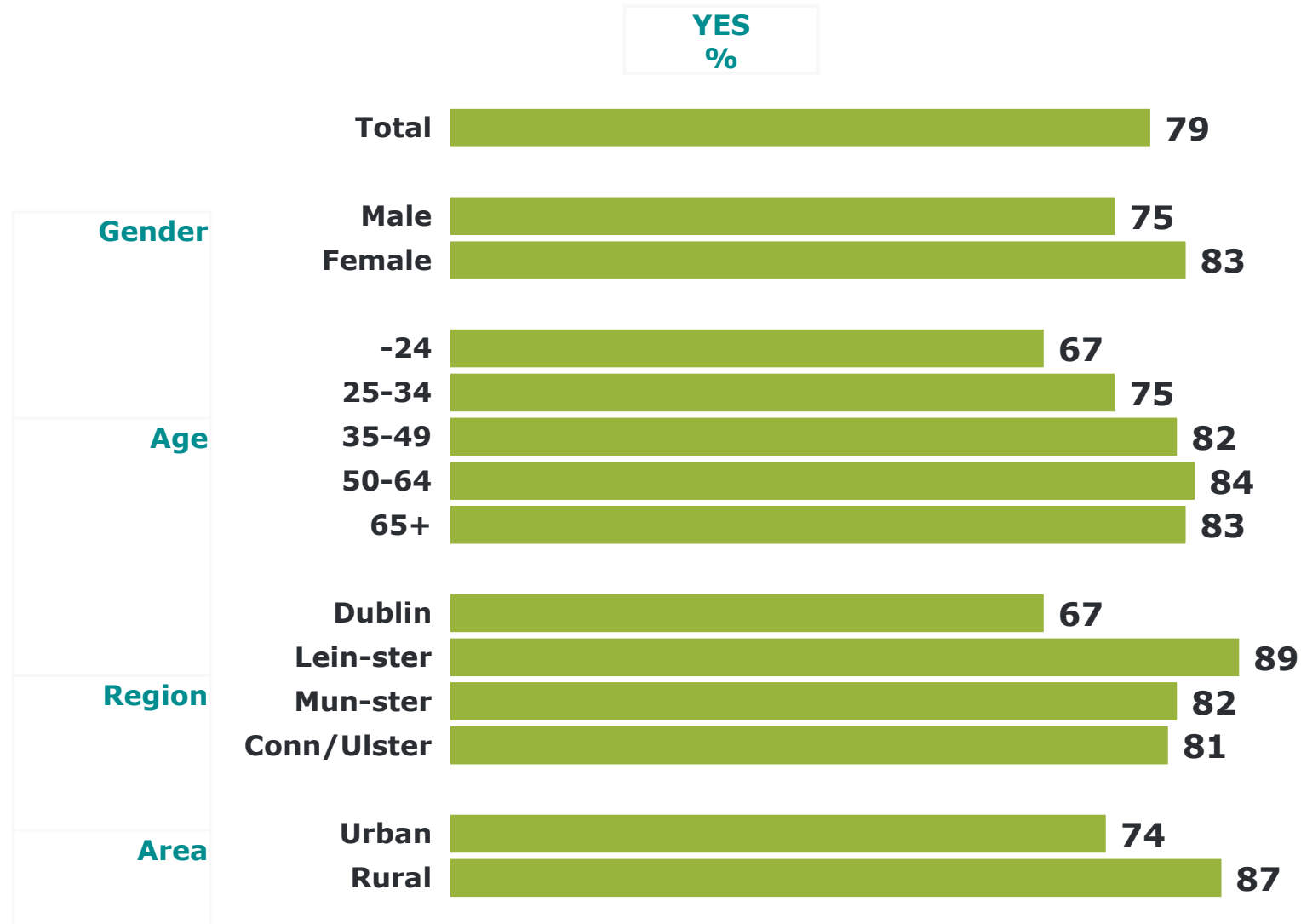
79% of adults believe the Government should prioritise funding of An Garda Síochána to support their efforts to enforce road safety laws; this level of support has been consistent over time.



Q. In your opinion, should the Government prioritise funding of An Garda Síochána to support their efforts to enforce road safety laws?

Should the Government Prioritise Funding of An Garda Síochána to Enforce Road Safety

Base: All Adults N – 973



Support for prioritising the funding of An Garda Síochána to support their efforts to enforce road safety laws is highest in Rural areas and lowest in Dublin.



Q. In your opinion, should the Government prioritise funding of An Garda Síochána to support their efforts to enforce road safety laws?

Summary & Conclusions



Summary & Conclusions

- Irish adults consider a broad range of factors as being influential in saving lives on Ireland's roads; again in 2018 Road Safety TV ads lead the list as the most influential factor with Garda Enforcement also especially prominent.
- 62% of Irish adults believe there are *not enough/not nearly enough* Gardaí currently enforcing traffic laws on 'our' roads – however the strength of this view has reduced from 74% in 2015.
- 31% of Irish adults recall passing through a Garda Checkpoint on an at least monthly basis in 'the past six months' (very similar levels of recall since 2015).
- Observing of dangerous road behaviour in the 'past six months' has declined between 2017 and 2018; albeit 66% of adults observed motorists using hand held mobile phones on an at least a weekly basis. The observing of dangerous road behaviour in 2018 is consistently lower among Dubliners.
- 22% of Irish adults think the level of enforcement of road traffic laws by An Garda Síochána has increased in the past 12 months; only 15% think it has decreased – a much lower incidence than 2017 or 2015. The perceived increase is especially apparent in rural areas.
- 79% of adults believe the Government should prioritise funding of An Garda Síochána to support their efforts to enforce road safety laws; this level of support has been consistent over time. Support is highest in Rural areas and lowest in Dublin.

Thank You



BEHAVIOUR & ATTITUDES

MILLTOWN HOUSE
MOUNT SAINT ANNES
MILLTOWN
DUBLIN 6

+353 1 205 7500
info@banda.ie

www.banda.ie