

# Provisional Review of Fatal Collisions

January to 31 December 2020

*\*Data is current as of 12pm on 21 January 2021  
Note: All data for 2019 and 2020 are provisional and subject to change*

# Overview



- As of 31 December 2020, there have been **137** fatal collisions, which have resulted in **148** fatalities on Irish roads.
- This represents **eight more** fatal collisions and **eight more** deaths **(+6%)** compared to provisional Garda data for 2019.

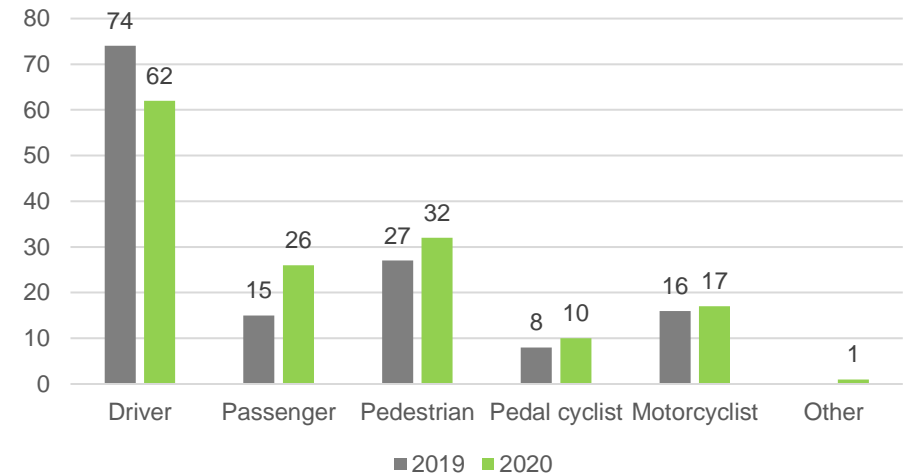


*Note: All data for 2019 and 2020 are provisional and subject to change.*



# Road User Type

- **Driver** and **passenger** fatalities represent almost 6 in 10 fatalities (**59%**) in 2020.
- There has been an increase in the number of **passenger (+11)**, **pedestrian (+5)**, **cyclist (+2)**, **motorcyclist (+1)**, and **other (+1)**, fatalities in 2020 compared to 2019.
- A decrease in fatalities has been seen among **drivers (-12)**



Seatbelts: Of the 85 drivers and passengers killed in seatbelt-equipped motor vehicles in 2020, 43 (51%) were wearing a seatbelt at the time of the collision; 26% were not wearing a seatbelt; and for the remaining 20 fatalities, it was not yet known (24%).

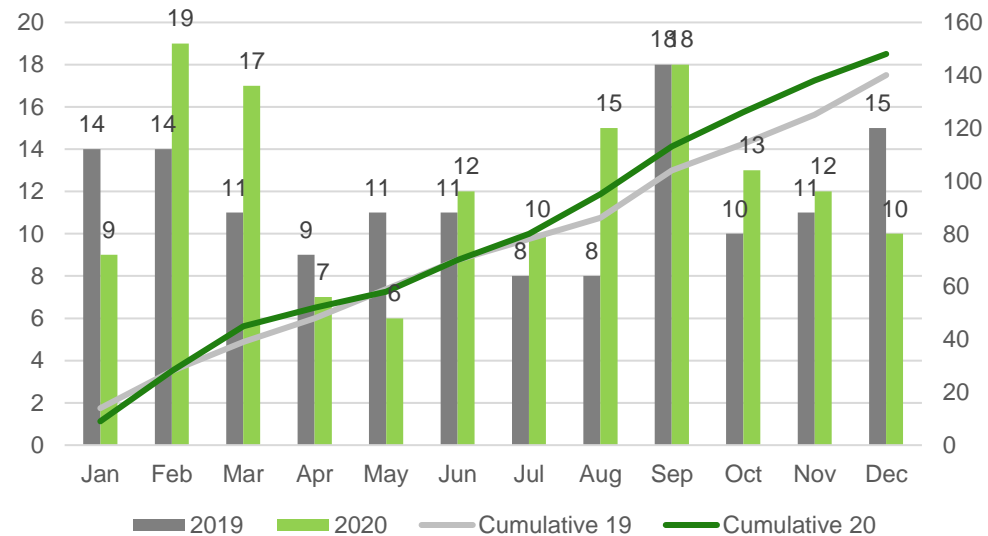


Note: All data for 2019 and 2020 are provisional and subject to change.

# Month of Year



- **April (7)** and **May (6)** had the lowest number of fatalities in 2020.
- **February (19)** and **September (18)** had the highest number of fatalities.
- The average number of deaths per month in 2020 was **12.3 deaths per month**).



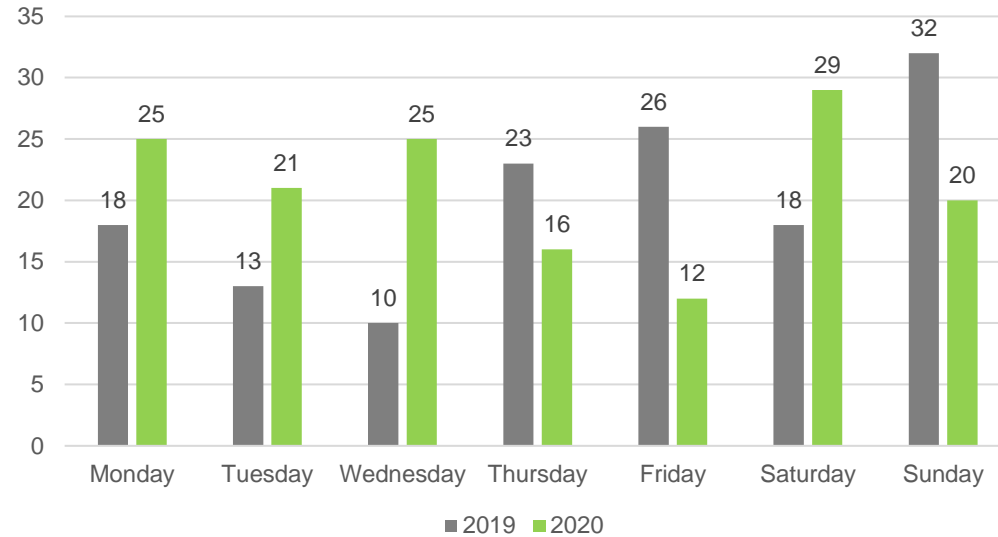
Note: All data for 2019 and 2020 are provisional and subject to change.



# Day of the Week



- **Saturday (29)** was the most dangerous day in 2020, followed by **Monday (25)**, and **Wednesday (25)**.
- Over half of fatalities in 2020 occurred on **Monday, Wednesday, and Saturday (53%)**.
- **43%** of fatalities occurred between **12pm and 8pm**
- There were **25** fatalities between **midnight and 6am (17%)**.



*Note: All data for 2019 and 2020 are provisional and subject to change.*



# Fatalities Summary 2020



**TO DATE  
IN 2020**

there have been  
**148 fatalities in  
137 fatal  
collisions**



**INCREASE  
OF 6%**

in fatalities  
compared to  
**2019**  
**8 more** fatal  
collisions and **8  
more** fatalities



**DEATHS HAVE  
INCREASED**

among  
**Passengers: 26 (+11)**  
**Pedestrians: 32 (+5)**  
**Pedal cyclists: 10 (+2)**  
**Other: 1 (+1)** and  
**Motorcyclists: 17 (+1)**

& deaths have  
decreased among  
**Drivers: 62 (-12)**



**CORK and DUBLIN**

had the highest  
number of  
fatalities for all  
road users (**24  
and 20  
respectively**)



**FEBRUARY (19) and  
SEPTEMBER (18)**

were the months  
with the highest  
number of fatalities

*Note: All data for 2019 and 2020 are provisional and subject to change.*

